



**Cabinet
Connectors
System 6.2**

Important Information

Technical information

While every effort has been made in the production of this catalogue to ensure the accuracy of information, our products are continually being revised and users should confirm the up to date specification before ordering. Due to constant improvement of products presented in the catalogue, we can make changes at any time and without notice.

Responsibility

It is the responsibility of the user to ensure the fitness of hardware for the intended purpose. We recommend assessment by appropriate testing in the application and by technical enquiry to our representatives.

Intellectual property

Titus Group owns the intellectual property rights in its products worldwide whether as trademarks, patents, intellectual, copyright, designs, illustrations, drawings and the 'know how' contained in their design and production. Titus Group respects the equivalent rights in competitors and all other relevant product design rights. To our knowledge our products do not infringe any intellectual property rights of competitors or other parties. Titus Group takes infringements of its rights seriously and will rigorously defend these rights to the full extent of the law.

*Non-standard articles

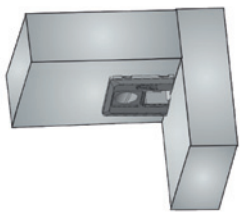
All Item numbers in the catalogue marked with * are for non preferred items available on extended delivery times.

Trademarks

Titus and Titusonic are registered trademarks of Titus International Ltd. Lama is a registered trademark of Titus d.o.o. Dekani, WoodWelding is a registered trademark of WW SA.

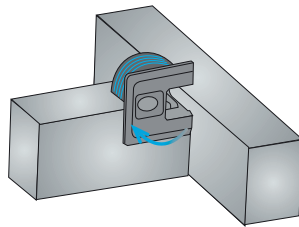


System 6.2



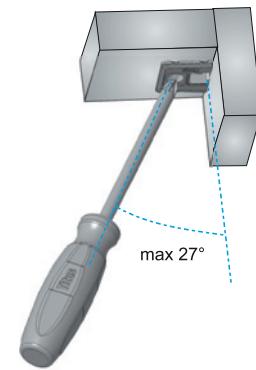
Efficient square design

- Optimal position parallel to the board surface
- Increased accuracy and ease at tightening
- Covers possible panel damage made at drilling



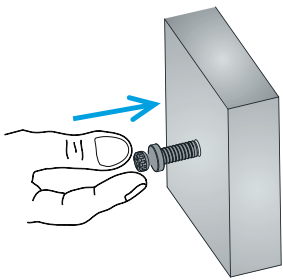

Ribs on housing prevent rotation in panel

- Firm cam positioning in the hole
- Facilitates factory and home insertion
- Aligned and tight panel joint




Comfortable tightening with Angledriv feature

- Ease of installation with comfortable wrist turning
- Comfortable tightening even on highly placed panels
- Sturdy construction assured



Fast assembly with Quickfit dowel

- Quick and easy tool-free dowel insertion
- Reduces assembly time
- Enhances user satisfaction




Ultimate on-site flexibility

- Easy dowel removal without panel damage
- Allows for adding and removing shelves and vertical dividers at any time
- For walk-in closets, wardrobes and other storage systems

System 6.2

Quickfit Dowels

- Tool-free insertion
- Depth stop collar assures accurate insertion
- Available in Ø5mm and Ø8mm
- Suitable for applications with all Titus Sys 6.2 Ø20mm housings



Technical and mounting details

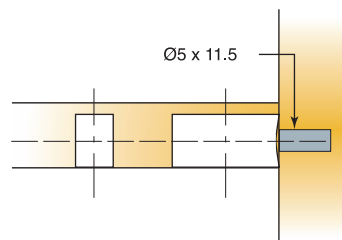
Item number

Dark grey

Quickfit dowel Ø5mm

06576 →

880



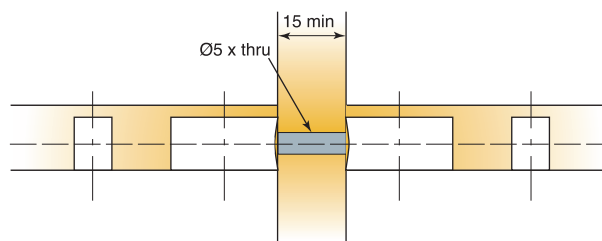
5000 Pcs

Made of zinc, plastic

Quickfit dowel Ø5mm for back-to-back application

06627 →

880



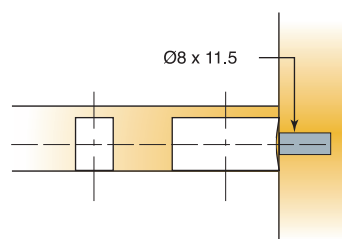
5000 Pcs

Made of zinc, plastic

Quickfit dowel Ø8mm

06629 →

880



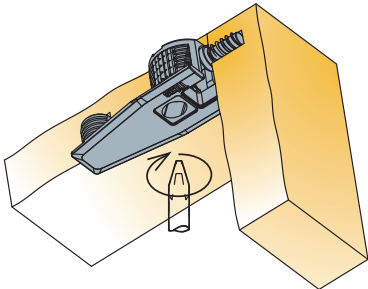




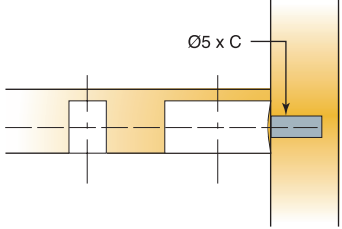


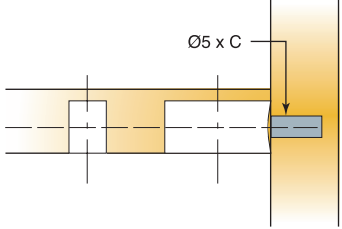


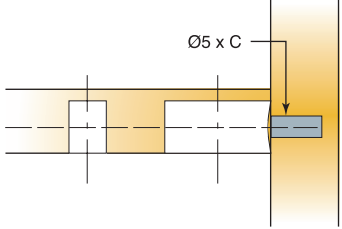


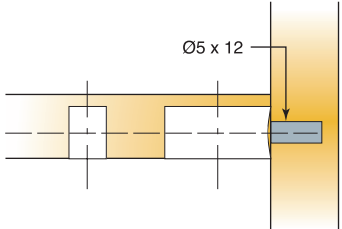


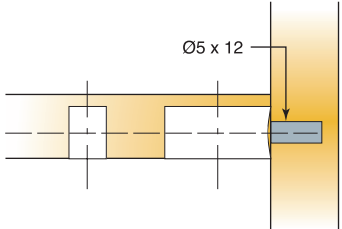


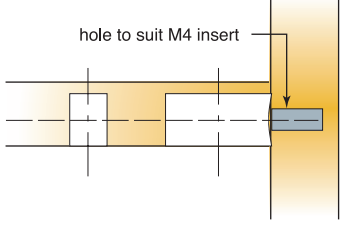


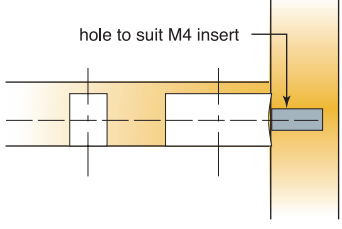


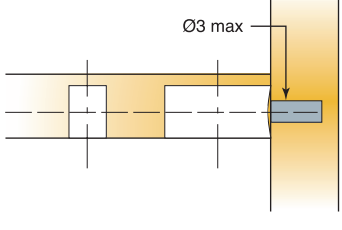


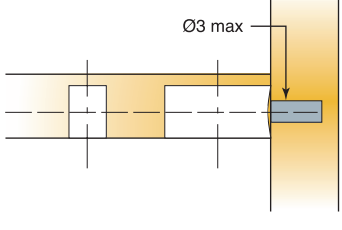
5000 Pcs

Made of zinc, plastic

System 6.2

Screw-in Dowels

- Available in Ø3mm and Ø5mm thread forms for screw-in, knock-in and 'spiked' hole applications
- Suitable for applications with all Titus Sys 6.2 Ø20mm housings
- Dowels feature an integral skirt which acts as a positive stop during insertion

Technical and mounting details			C			
			Drilling depth for dowel thread	Item number	Zinc plated	Zamak
						
Dowel Ø5			9	06401 →		885
			8	06402 →	883	885
			11.5	06406 →	883	885
						
				06403 →		885
						
				06405 →	883	
						
				06495 →	883	
						

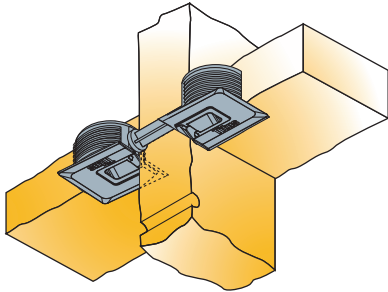
 Inserts
Made of plastic

→ see page 1.59 in the Furniture Fittings Systems
Technical Catalogue

System 6.2

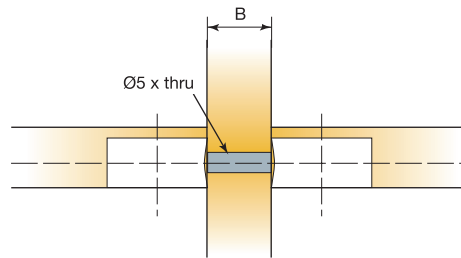
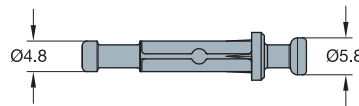
Double-ended Dowels

- For 16mm, 18mm and 19mm board
- Suitable for applications with all Titus Sys 6.2 Ø20mm housings
- 'Klix' locking feature provides a strong, vibration proof connection



Technical and mounting details

Double-ended dowel



B	Item number	Zinc
Panel thickness		
16	06414 →	885
18	06413 →	885
19	06416 →	885




2500 Pcs

Made of zinc

System 6.2

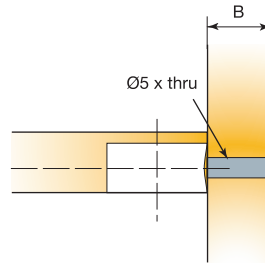
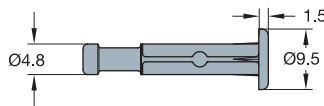
End Dowels

- For 16mm, 18mm and 19mm board
- Suitable for applications with all Titus Sys 6.2 Ø20mm housings
- 'Klix' locking feature provides a strong, vibration proof connection



Technical and mounting details

End dowel



B	Item number	Zinc
Panel thickness		
16	06412 →	885
18	06411 →	885
19	06415 →	885

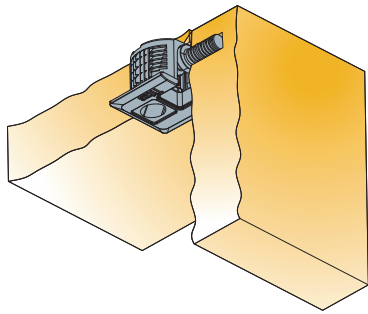
2000 Pcs
1000 Pcs (06411)

Made of zinc

System 6.2

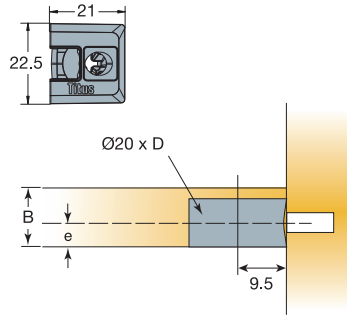
20mm Knock-in Housing

- Available in 15mm/16mm and 18mm/19mm versions for drop-on and side-entry applications
- Metal cover cap option
- 'Klix' locking feature provides a strong vibration proof connection
- Compatible with all Sys 6.2 screw-in dowels and Quickfit dowels



Technical and mounting details

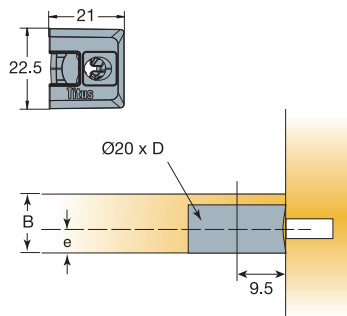
Side-entry



2500 Pcs

Made of plastic

Drop-on



2500 Pcs

Made of plastic

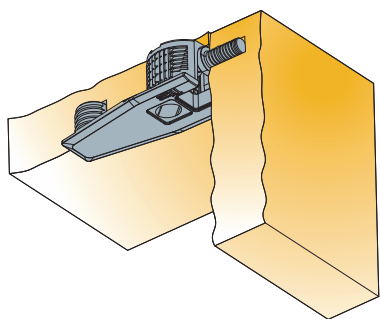
e	B	D	Item number				
	Panel thickness	Drilling depth		Silver grey	Dark grey	Dark brown	White
7.75	15/16	12.5	06973 →	381	383	831	877
9.25	18/19	14	06977 →	381	383	831	877
<i>Other colours on request</i>							
7.75	15/16	12.5	06975 →	381	383	831	877
9.25	18/19	14	06979 →	381	383	831	877
<i>Other colours on request</i>							

System 6.2

20mm Knock-in Housing

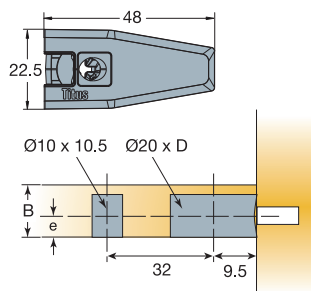
Outrigger

- Available in 15mm/16mm and 18mm/19mm versions for drop-on and side-entry applications
- Metal cover cap option
- 'Klix' locking feature provides a strong vibration proof connection
- Compatible with all Sys 6.2 screw-in dowels and Quickfit dowels



Technical and mounting details

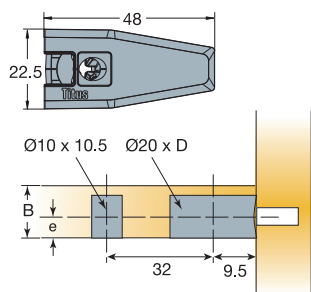
Side-entry



1250 Pcs

Made of plastic

Drop-on



1250 Pcs

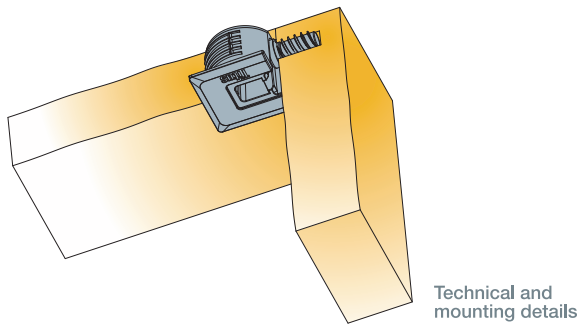
Made of plastic

e	B	D	Item number	Silver grey	Dark grey	Dark brown	White
7.75	15/16	12.5	06981 →	381	383	831	877
9.25	18/19	14	06985 →	381	383	831	877
<i>Other colours on request</i>							
7.75	15/16	12.5	06983 →	381	383	831	877
9.25	18/19	14	06987 →	381	383	831	877
<i>Other colours on request</i>							

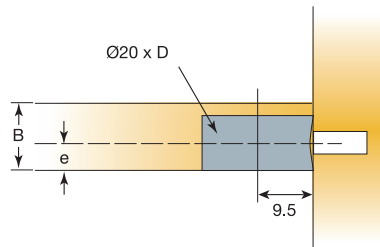
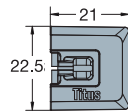
System 6.2

Wedgefix Housing (no Inner Cam)

- Available in 15mm/16mm and 18mm/19mm versions
- Compatible with all Sys 6.2 screw-in dowels and Quickfit dowels
- Wedgefix housing allows easy customer hand assembly or factory automated insertion
- When used with Sys 6.2 Quickfit dowels this provides a true toolless fastening system



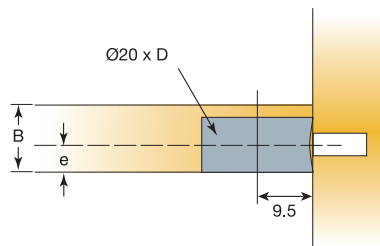
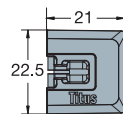
For use with screw-in dowels



2500 Pcs

Made of plastic

For use with Quickfit dowels



2500 Pcs

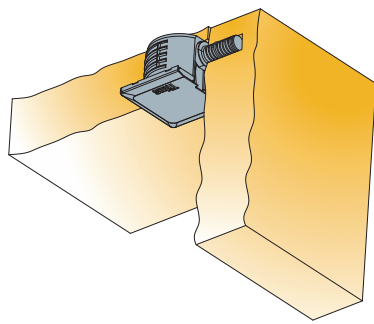
Made of plastic

e	B	D	Item number	Silver grey	Dark grey	Dark brown	White
7.75	15/16	12.5	06619 →	381	383	831	877
9.25	18/19	14	06620 →	381	383	831	877
<i>Other colours on request</i>							
7.75	15/16	12.5	06621 →	381	383	831	877
9.25	18/19	14	06622 →	381	383	831	877
<i>Other colours on request</i>							

System 6.2

Add-on Cover Caps

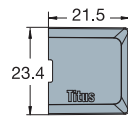
- Metal cover caps for retrofit mounting
- Enhanced look and contemporary design
- Fits all Sys 6.2 plastic housings



Technical and mounting details

Cover cap for 20mm housing

Item number	Nickel plated	Noir
06596 →	054	068

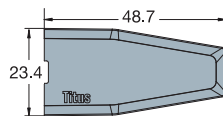


 2500 Pcs

Made of steel

Cover cap for 20mm outrigger housing

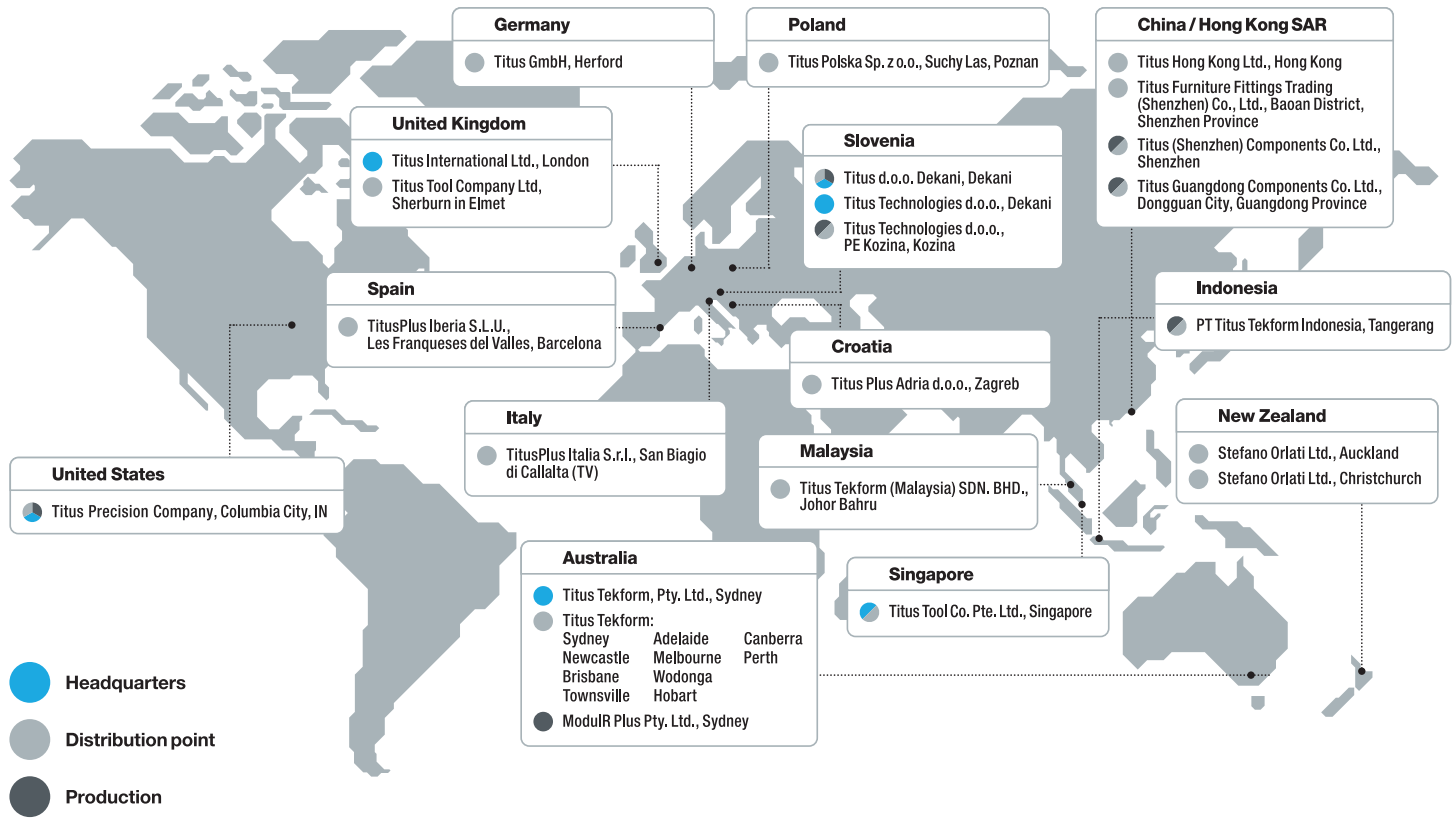
06598 →	054	068
---------	-----	-----



 1250 Pcs

Made of steel

Worldwide Design, Manufacturing and Distribution Capabilities



www.titusplus.com

Your authorized dealer