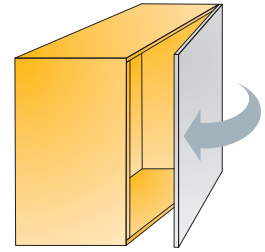


Glissando CR

Stand-alone Door Soft Closing System

For full overaly and half overaly concealed hinges

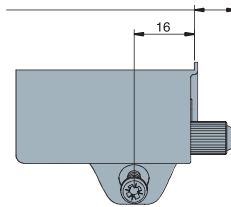


Technical details	Hinge opening angle	Cranking	Item number	White	Grey	Beige
-------------------	---------------------	----------	-------------	-------	------	-------

Glissando CR for full overlay hinges



Nominal 11
(Adjustment: Nominal + 5mm)



110°	0mm	972-0X19 →	350	380	360
------	-----	------------	-----	-----	-----

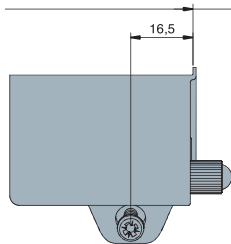
*Fixing screw included in a set

100 Pcs Made of plastic

Glissando CR for half overlay hinges



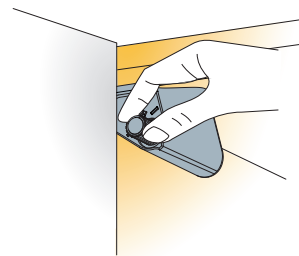
Nominal 10
(Adjustment: Nominal + 5mm)



110°	9mm	972-0X34 →		380	
------	-----	------------	--	-----	--

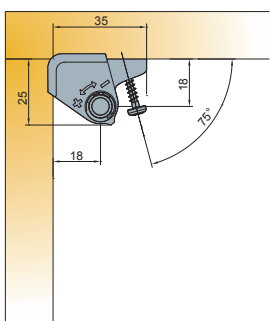
- Intuitive 'place and fix' installation in the corner of the cabinet
- Tool-less damping adjustment
- One item for a wide range of doors
- Reliable performance

Damping adjustment

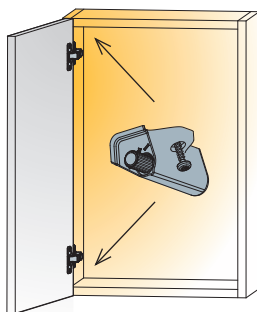


Turn towards '+' to increase and towards '-' to decrease the damping

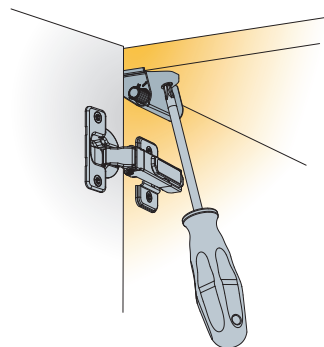
Mounting details



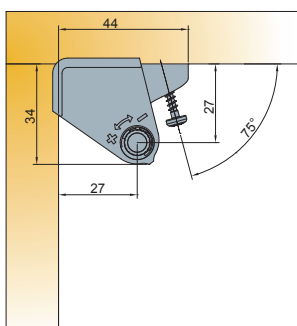
Further explanations → go to http://www.youtube.com/watch?v=8-uWs_z2d0s



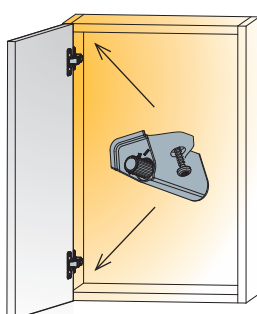
Mount Glissando CR on the hinged side of the cabinet



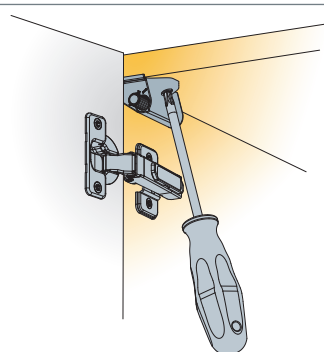
One screw fixing



Further explanations → go to http://www.youtube.com/watch?v=8-uWs_z2d0s



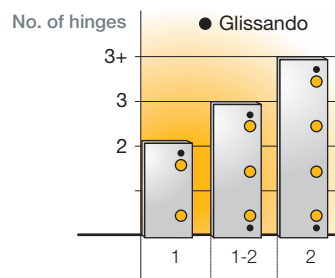
Mount Glissando CR on the hinged side of the cabinet



One screw fixing



The functioning of Glissando CR depends of the hinge's closing force. A trial mounting is always recommended.



Recommended number per door and positioning