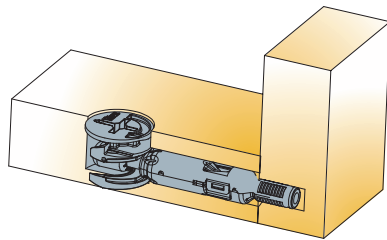


System 5

Quickfit TL5

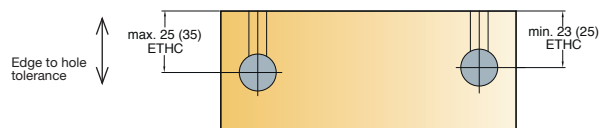
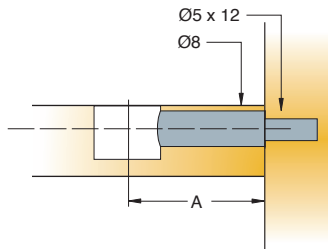
'Full Metal Jacket'

- Tool-free insertion technology for Ø5mm dowel holes
- Drilling tolerances of +1/-1mm when edge or face inserted
- Expanding steel sleeve assures a strong joint, highly resistant to pull-out
- Functions in multiple wooden materials (chipboard, MDF, solid wood)



Technical details

Quickfit TL5 dowel



Tolerance range

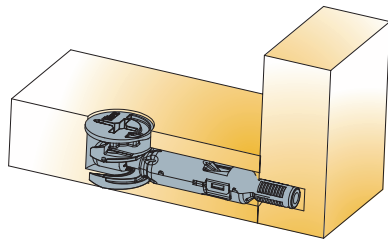
Drilling distance	Item number	Zinc corrosion
A		
34	09652 →	897
24	09651 →	897
To be used with Cam5000 only		

System 5

Cams and Dowels

Ø15mm Cam5000

- Improved central shape for highly resistant joint
- Suitable for use with all Titus dowels
- 'Klix' locking feature provides a strong, vibration proof joint
- Cam retaining pips ensure that cam is held in panel position prior to assembly



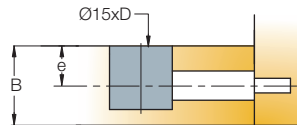
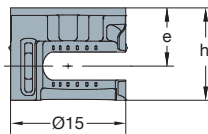
Technical and mounting details

B	D	e	h	Item number	Zinc
Panel thickness	Drilling depth	Drilling for dowel	Cam height		
12/13	10.5	6 min	9.9	09695 →	885
15/16	12.5	7.5-8	11.9	09690 →	885

Connectors

Cam5000 cross drive

PZ2 drive

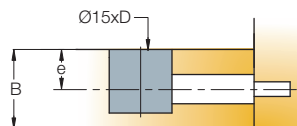
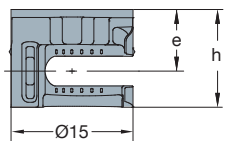


1000 Pcs

Made of zinc

Cam5000 hexagonal drive

combined drive with HEX



15/16	12.5	7.5-8	11.9	09699 →	885
18/19	14	9-9.5	13.2	09692 →	885

Use standard cover caps with pin=Ø4mm

Black available upon request

1000 Pcs

Made of zinc