

Titus



**Tekform
Slimline
Drawer**

2018

Important Information

Technical information

While every effort has been made in the production of this catalogue to ensure the accuracy of information, our products are continually being revised and users should confirm the up to date specification before ordering. Due to constant improvement of products presented in the catalogue, we can make changes at any time and without notice.

Responsibility

It is the responsibility of the user to ensure the fitness of hardware for the intended purpose. We recommend assessment by appropriate testing in the application and by technical enquiry to our representatives.

Intellectual property

Titus Group owns the intellectual property rights in its products worldwide whether as trademarks, patents, intellectual, copyright, designs, illustrations, drawings and the 'know how' contained in their design and production. Titus Group respects the equivalent rights in competitors and all other relevant product design rights. To our knowledge our products do not infringe any intellectual property rights of competitors or other parties. Titus Group takes infringements of its rights seriously and will rigorously defend these rights to the full extent of the law.

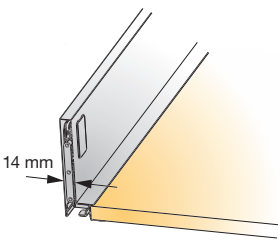
*Non preferred articles

All Item numbers in the catalogue marked with * are for non preferred items available on extended delivery times.

Trademarks

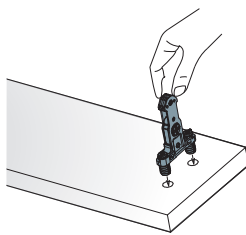
Titus and Titusonic are registered trademarks of Titus International Ltd. Lama is a registered trademark of Titus d.o.o. Dekani, WoodWelding is a registered trademark of WW SA.

Tekform Slimline Drawer



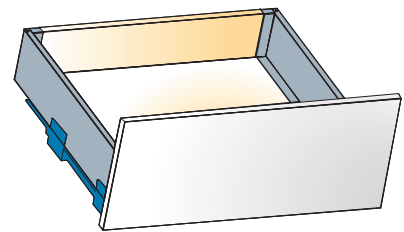
Sleek look

- 14mm side thickness
- Efficient utilisation of drawer space



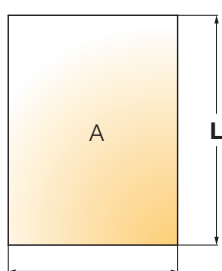
'EasyFix' front panel connector

- Hand insertion
- Quarter turn lock
- Repeatable assembly and disassembly possible



Flexibility in use

- Same panel cutting dimensions and drilling specification as 1st generation Tekform drawer



bottom panel width
tolerance +/- 1mm



Expanded tolerances

- Precise drawer alignment
- Smooth and silent operating
- Improved drawer stability in open position
- +/-1mm tolerance on bottom panel width size

Titus damper inside

- Life-long consistent soft closing at various closing speeds
- 'ConfidentClose' - fast closing, late start of damping, quiet landing
- Low pull-out force

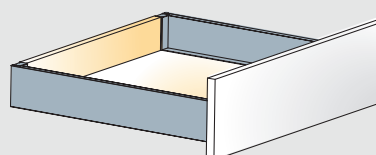
Tekform Slimline Drawer

Product Guide

Page

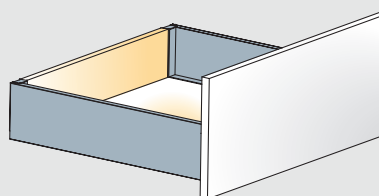
Tekform Slimline Drawer

Tekform Slimline drawer DW70



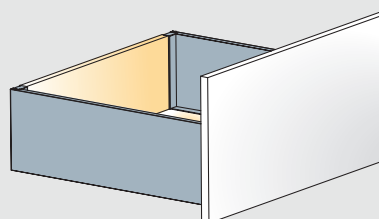
14

Tekform Slimline drawer DW100



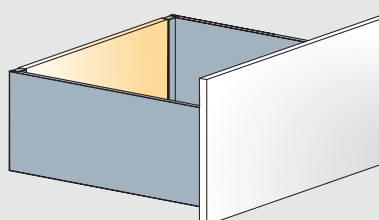
16

Tekform Slimline drawer DW145



18

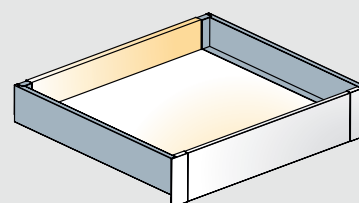
Tekform Slimline drawer DW182



20

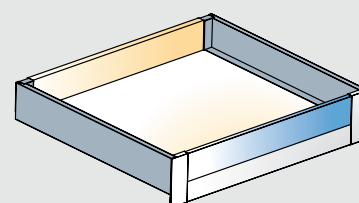
Inner Slimline Drawer Fronts

Inner drawer front for
Tekform Slimline drawer
DW70



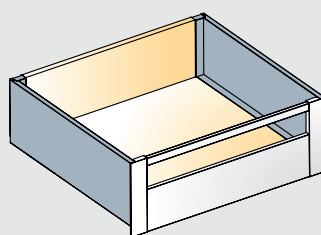
22

Inner drawer front for
Tekform Slimline drawer
DW70 with glass



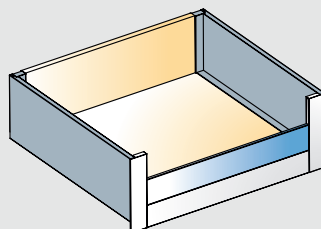
24

Inner drawer front for
Tekform Slimline Drawer
DW145 with bar



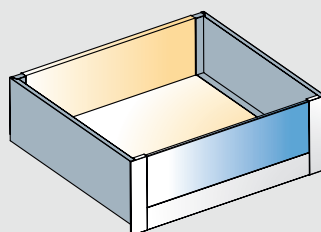
26

Inner drawer front for
Tekform Slimline drawer
DW145 with low glass



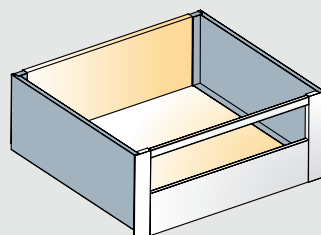
28

Inner drawer front for
Tekform Slimline drawer
DW145 with high glass



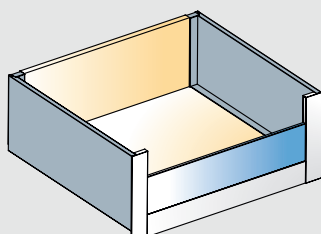
30

Inner drawer front for
Tekform Slimline drawer
DW182 with bar



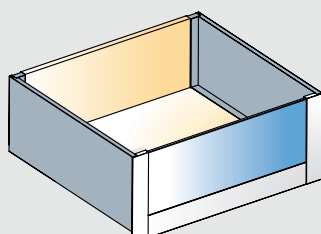
32

Inner drawer front for
Tekform Slimline drawer
DW182 with low glass



34

Inner drawer front for
Tekform Slimline drawer
DW182 with high glass



36

Tekform Slimline Drawer Information

Technical Guide

How to choose the appropriate drawer dimension?

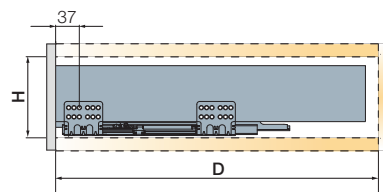
Select the drawer size based on available cabinet space. Please refer to the chart below with indicated minimum space

required in cabinet to choose appropriate drawer system.

Tekform drawer nominal length (NL) in mm

NL	270	300	350	400	450	500	550
----	-----	-----	-----	-----	-----	-----	-----

	Tekform drawer		Tekform drawer with inner front	
	Min. height H required	Cabinet depth D	Min. height H required	Cabinet depth D
Tekform Slimline drawer DW70	115mm	NL + min 3mm	115mm	NL + min 12mm
Tekform Slimline drawer DW100	147mm	NL + min 3mm	/	/
Tekform Slimline drawer DW145	198mm	NL + min 3mm	198mm	NL + min 12mm
Tekform Slimline drawer DW182	230mm	NL + min 3mm	230mm	NL + min 12mm



How to fix drawer sides to the front panel?

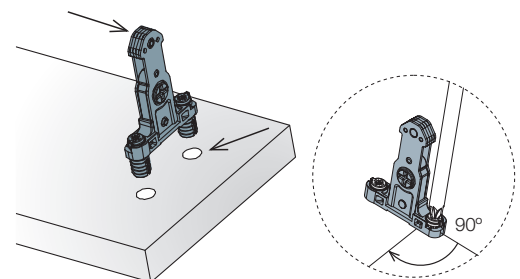


'EasyFix' front connector

The Tekform drawer is available with 'EasyFix' or screw-in front connectors

- hand insertion
- quarter turn locking system
- expandable plastic dowel
- easy assembly and disassembly of front panel

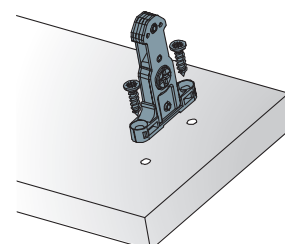
Front connector



Screw-in front connector

- reliable connection
- fixing with Ø3.5x15mm screw (screws are not included)

Front connector



Bottom panel and back panel cutting dimensions

Dimensions of bottom and back panel depends on:

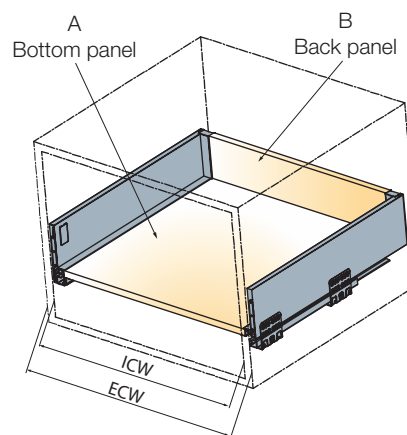
- cabinet width
- nominal drawer length
- drawer height

Tekform drawer nominal length (NL) in mm

NL	270	300	350	400	450	500	550
----	-----	-----	-----	-----	-----	-----	-----

Cabinet width

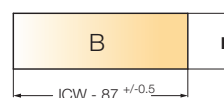
ECW: External cabinet width
ICW: Internal cabinet width
NL: Nominal length of drawer



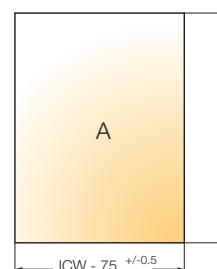
Back panel cutting dimensions

Back panel height depends on the selected drawer height

	H back panel
SDW70	68
SDW100	100
SDW145	151
SDW182	183



Bottom panel cutting dimensions



NL	270	300	350	400	450	500	550
L	260	290	340	390	440	490	540

NL= Tekform drawer nominal length (in mm)

Tekform Slimline Drawer Information

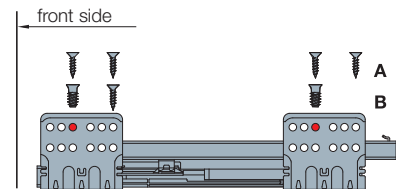
Technical Guide

How to choose the appropriate drawer runner fixing positions?

Drawer fixing positions depend on the chosen drawer front type.

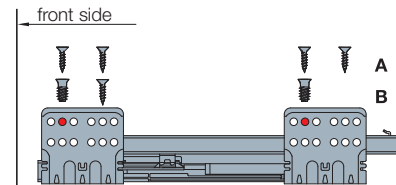
Tekform Slimline drawer with standard front

When a standard drawer front is applied, use the third hole on the drawer runner for fixing.



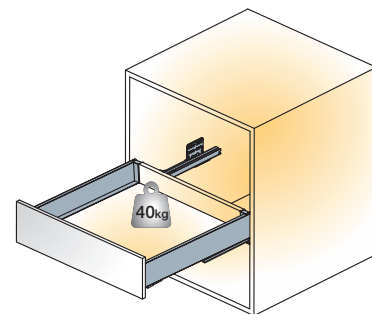
Tekform Slimline drawer with inner front

When an inner drawer front is applied, use the second hole on the drawer runner for fixing.



Load capacity

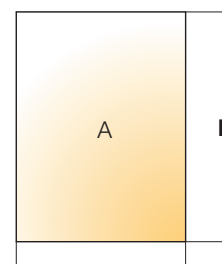
Drawer load capacity is 40 kg.



Expanded tolerances

Tekform drawers provide expanded tolerances in cabinet construction and assures:

- precise drawer alignment
- smooth and silent operating
- Improved drawer stability in open position
- Tekform drawer provides tolerance of +/-1mm on bottom panel width size



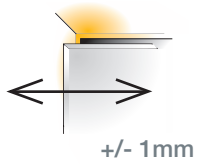
bottom panel width tolerance +/- 1mm



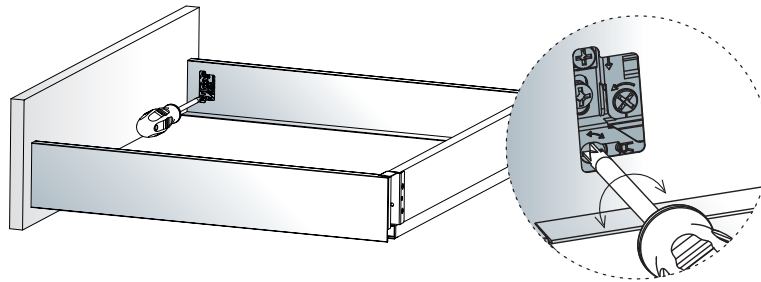
Adjustment needs to be done on both sides of the drawer

Adjustments

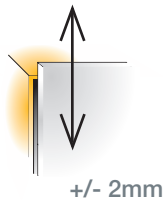
Side adjustment



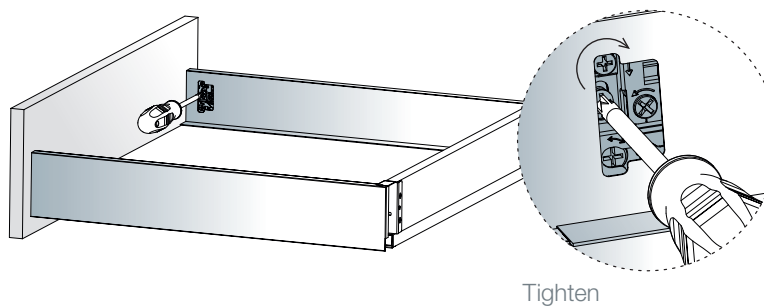
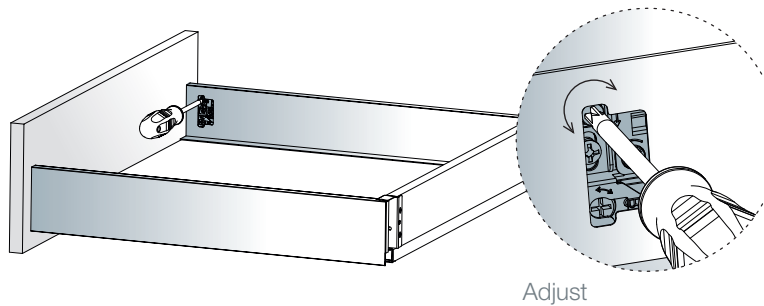
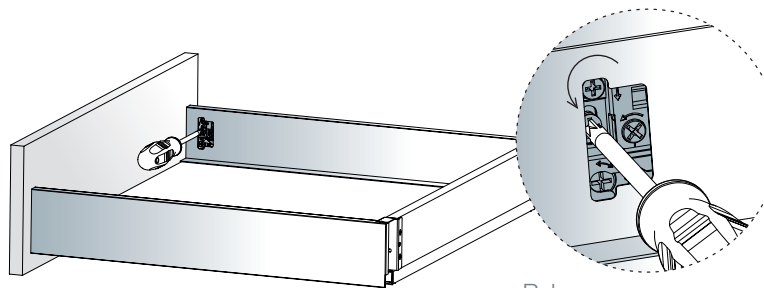
Side adjustment is done through the adjustment screw on the drawer side.



Height adjustment



Release first the locking screw and tighten it back after the front is adjusted.

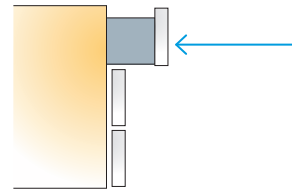


Tekform Slimline Drawer Information

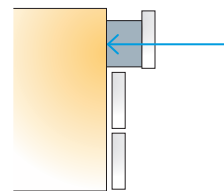
Key Design Choices

'ConfidentClose'

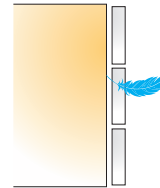
Fast closing



Late start of damping



Quiet landing

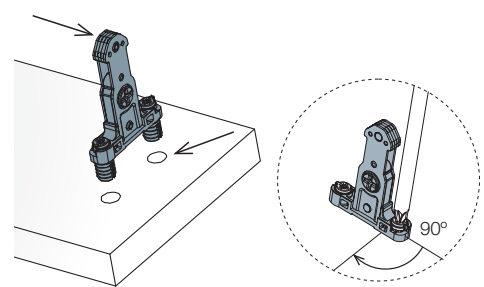


CAF Consumer Assembly Friendliness

'EasyFix' front panel connector with expandable plastic dowel provides:

- Quick, tool-free insertion
- Quarter turn lock
- Repeatable assembly and disassembly

Front connector



Titus hydraulic damper

Designed and produced in-house


- Reliable and consistent life-long damping
- Smooth closing
- Dampers' consistency over high volume production runs assured
- 100% automated quality check



Damping action

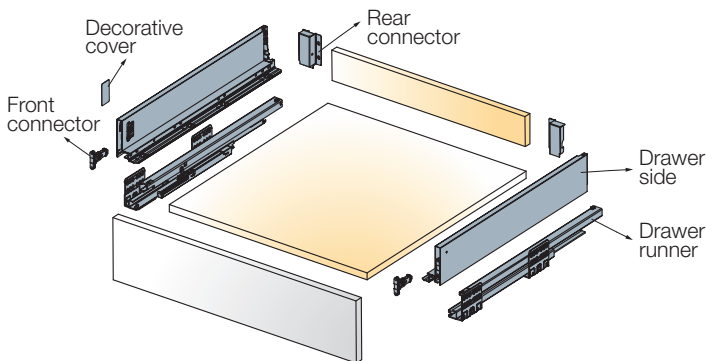
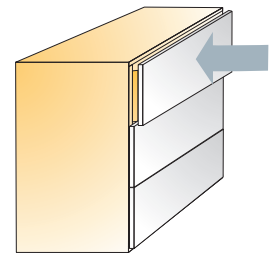
Even and smooth soft closing action
- Soft and reliable closing

Damping force

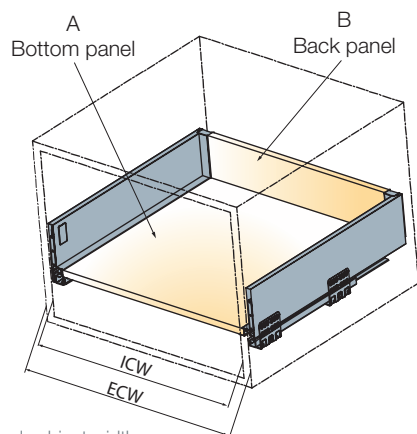


Flat damping curve shows the uniform action produced during damper closing at a defined speed.

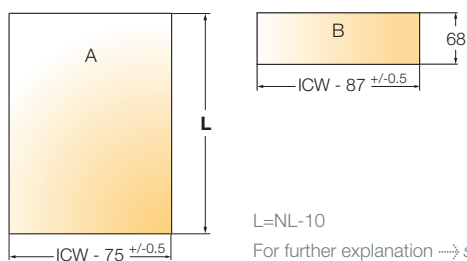
Tekform Slimline Drawer DW70



Cutting dimensions details



ECW: External cabinet width
ICW: Internal cabinet width
NL: Nominal length of drawer



 4 sets

Nominal length (mm)	with EasyFix front connector	with Screw-in front connector		
	Item number for a set	Item number for a set	White	Antracite grey

270	655-8T27 →	655-8E27 →	150	185
300	655-8T30 →	655-8E30 →	150	185
350	655-8T35 →	655-8E35 →	150	185
400	655-8T40 →	655-8E40 →	150	185
450	655-8T45 →	655-8E45 →	150	185
500	655-8T50 →	655-8E50 →	150	185
550	655-8T55 →	655-8E55 →	150	185

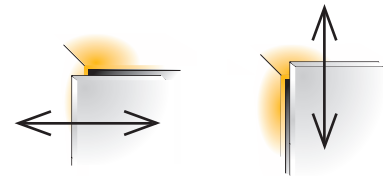
One set consists of

Drawer sides		2 pcs
Drawer runners		2 pcs
*Front connectors		2 pcs
Rear connectors		2 pcs
Covers		2 pcs
Mounting instructions		1 pc

Screws are not included

- Drawer runner type
- Load capacity
- Minimum height space required
- Wooden back panel thickness
- Wooden bottom panel thickness

full extension
40 kg
115mm
16mm
16mm



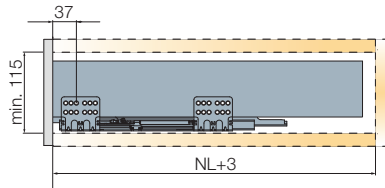
Side adjustment
+1/-1mm

Height adjustment
+2/-2mm

For further explanation → see page 11

Installation dimensions

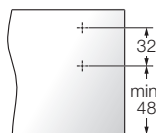
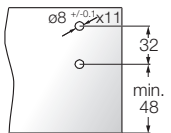
Minimum space required for the cabinet



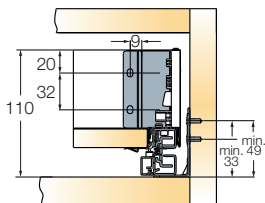
Drilling dimensions for the front panel

EasyFix attachment

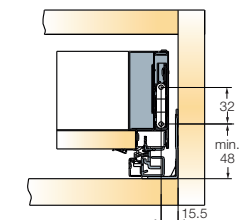
Screw-in attachment



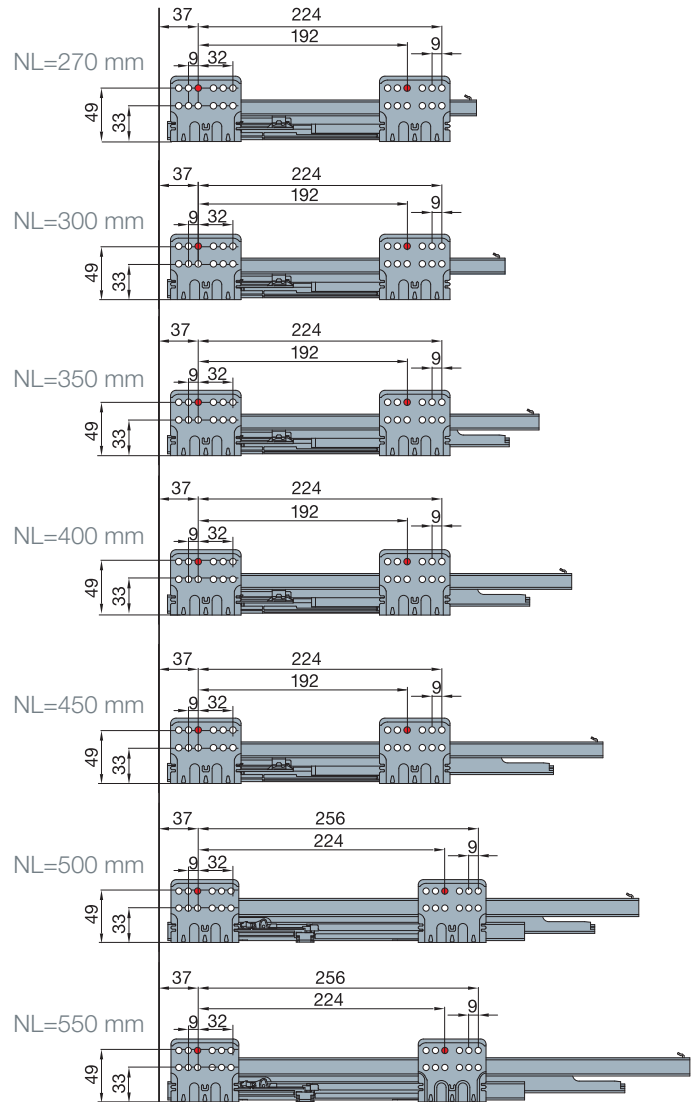
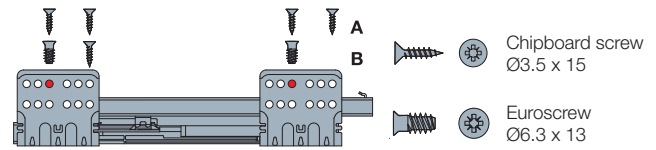
Mounting dimensions for the back panel



Installation dimensions for the front panel

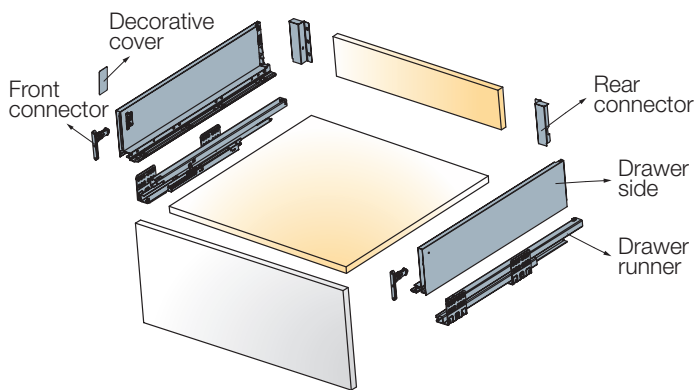
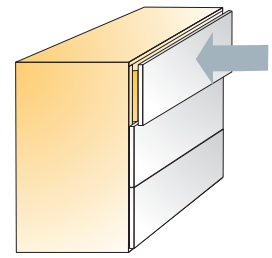


Drawer runner fixing positions

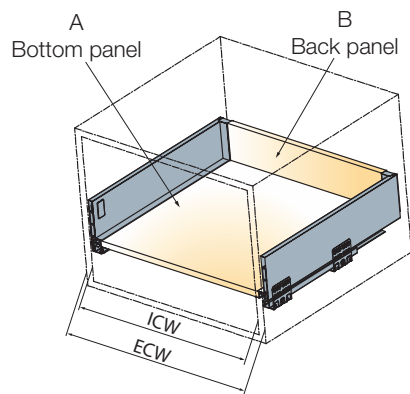


A trial mounting is always recommended.
For further information please contact your
Titus Group representative.

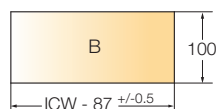
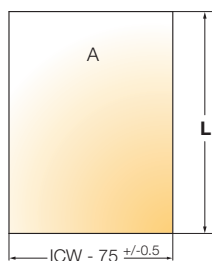
Tekform Slimline Drawer DW100



Cutting dimensions details



ECW: External cabinet width
ICW: Internal cabinet width
NL: Nominal length of drawer



$L = NL - 10$
For further explanation → see page 9

Nominal length (mm)	with EasyFix front connector	with Screw-in front connector		
	Item number for a set	Item number for a set	White	Antracite grey

270	655-8U27 →	655-8F27 →	150	185
300	655-8U30 →	655-8F30 →	150	185
350	655-8U35 →	655-8F35 →	150	185
400	655-8U40 →	655-8F40 →	150	185
450	655-8U45 →	655-8F45 →	150	185
500	655-8U50 →	655-8F50 →	150	185
550	655-8U55 →	655-8F55 →	150	185

One set consists of

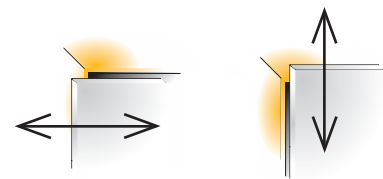
Drawer sides		2 pcs
Drawer runners		2 pcs
*Front connectors		2 pcs
Rear connectors		2 pcs
Covers		2 pcs 2 pcs
Mounting instructions		1 pc

3 sets

Screws are not included

- Drawer runner type
- Load capacity
- Minimum height per drawer required
- Wooden back panel thickness
- Wooden bottom panel thickness

full extension
40 kg
147mm
16mm
16mm



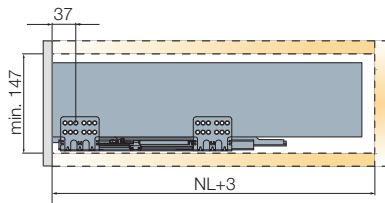
Side adjustment
+1/-1mm

Height adjustment
+2/-2mm

For further explanation → see page 11

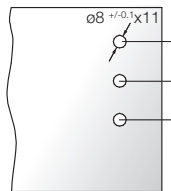
Installation dimensions

Minimum space required for the cabinet

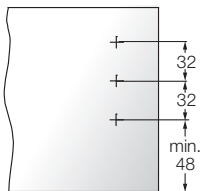


Drilling dimensions for the front panel

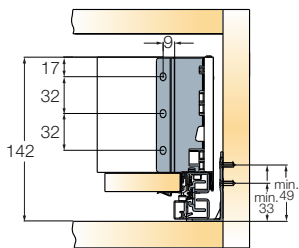
EasyFix attachment



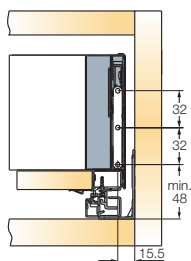
Screw-in attachment



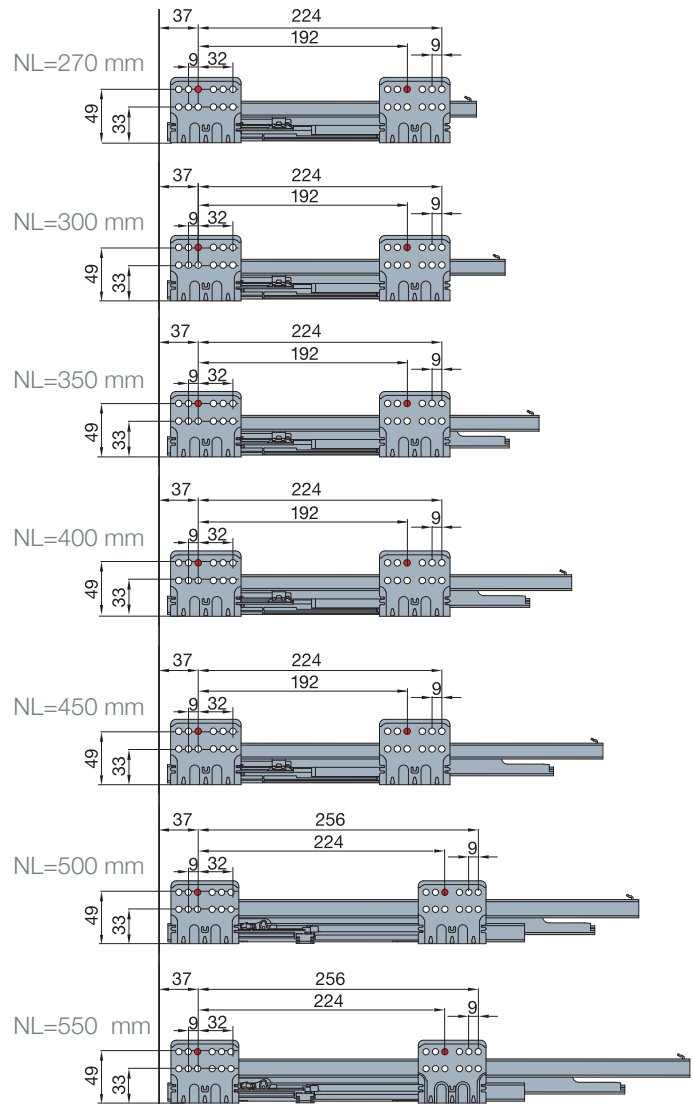
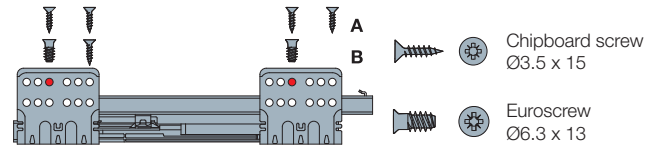
Mounting dimensions for the back panel



Installation dimensions for the front panel

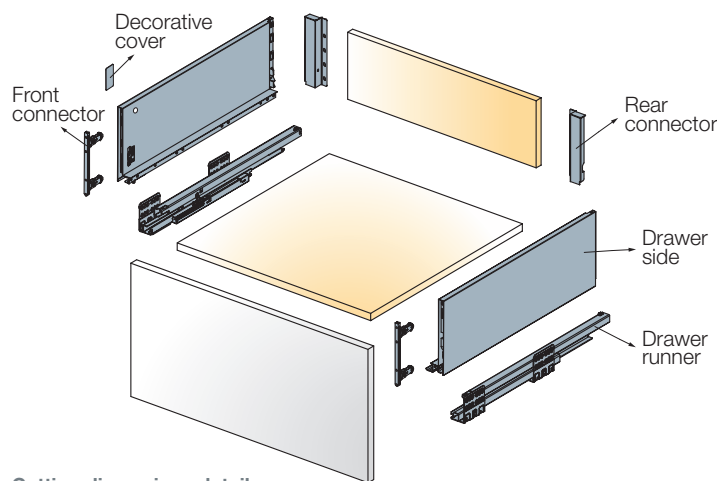
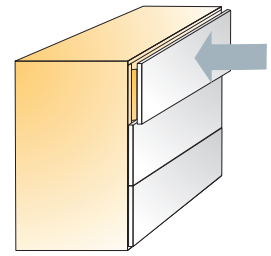


Drawer runner fixing positions

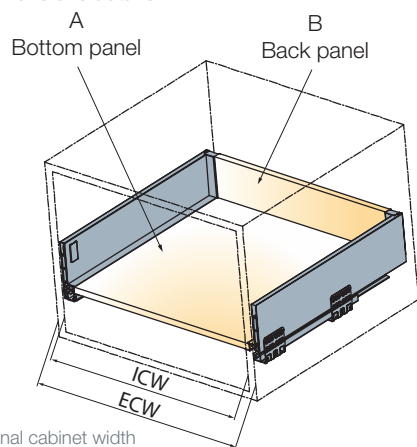


A trial mounting is always recommended.
For further information please contact your
Titus Group representative.

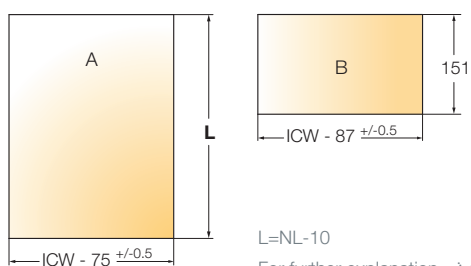
Tekform Slimline Drawer DW145



Cutting dimensions details



ECW: External cabinet width
ICW: Internal cabinet width
NL: Nominal length of drawer



Nominal length (mm)	with EasyFix front connector	with Screw-in front connector		
	Item number for a set	Item number for a set	White	Antracite grey

270	655-8V27 →	655-8G27 →	150	185
300	655-8V30 →	655-8G30 →	150	185
350	655-8V35 →	655-8G35 →	150	185
400	655-8V40 →	655-8G40 →	150	185
450	655-8V45 →	655-8G45 →	150	185
500	655-8V50 →	655-8G50 →	150	185
550	655-8V55 →	655-8G55 →	150	185

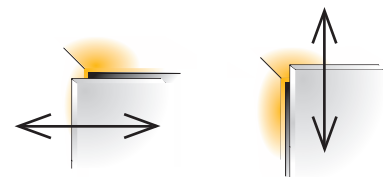
One set consists of	
Drawer sides	2 pcs
Drawer runners	2 pcs
*Front connectors	2 pcs
Rear connectors	2 pcs
Covers	2 pcs
Mounting instructions	1 pc

3 sets

Screws are not included

- Drawer runner type
- Load capacity
- Minimum height per drawer required
- Wooden back panel thickness
- Wooden bottom panel thickness

full extension
40 kg
198mm
16mm
16mm



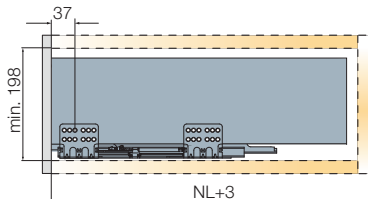
Side adjustment
+1/-1mm

Height adjustment
+2/-2mm

For further explanation → see page 11

Installation dimensions

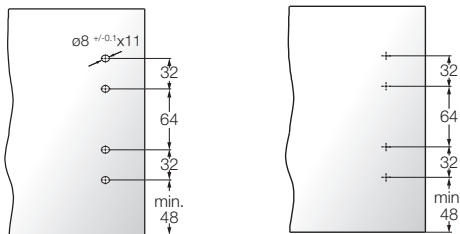
Minimum space required for the cabinet



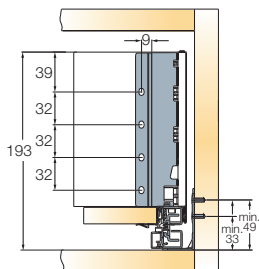
Drilling dimensions for the front panel

EasyFix attachment

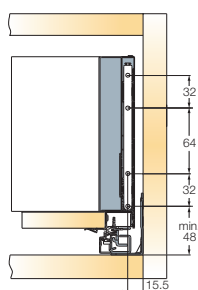
Screw-in attachment



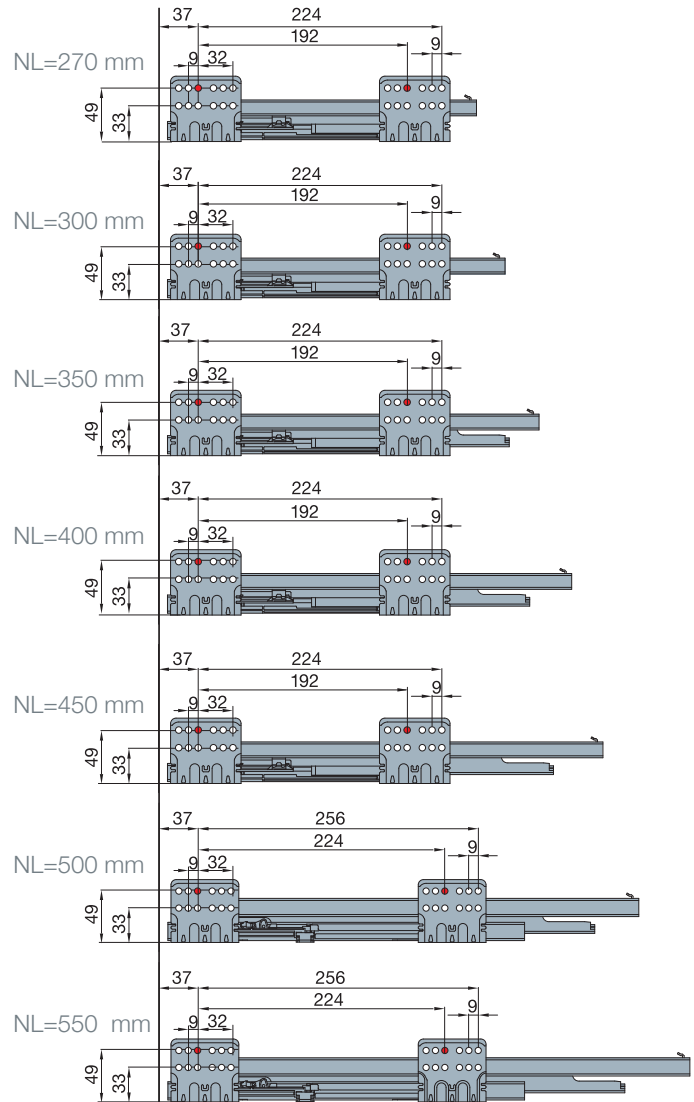
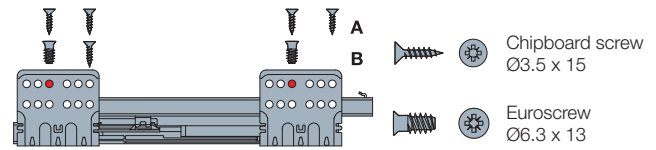
Mounting dimensions for the back panel



Installation dimensions for the front panel

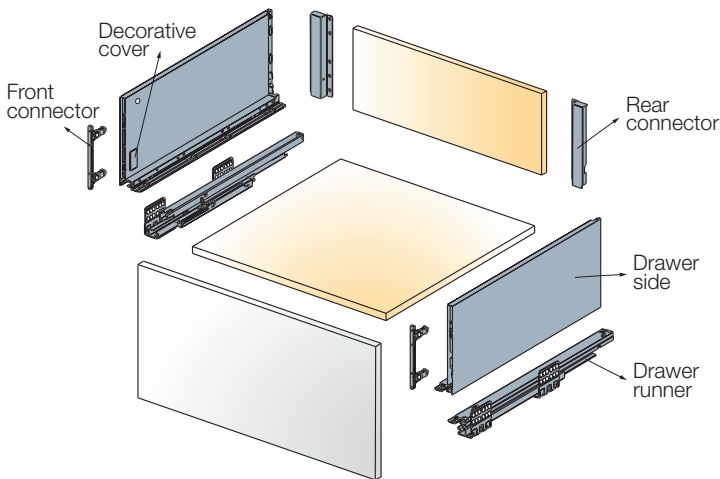
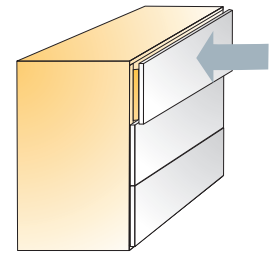


Drawer runner fixing positions

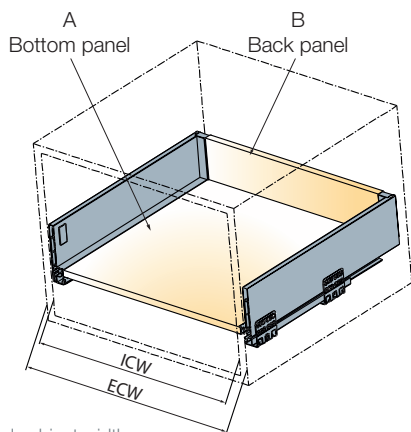


A trial mounting is always recommended.
For further information please contact your
Titus Group representative.

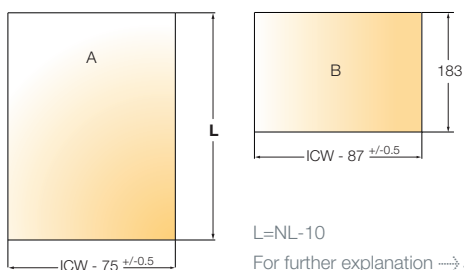
Tekform Slimline Drawer DW182



Cutting dimensions details



ECW: External cabinet width
ICW: Internal cabinet width
NL: Nominal length of drawer



 3 sets

Nominal length (mm)	with EasyFix front connector	with Screw-in front connector		
	Item number for a set	Item number for a set	White	Antracite grey

270	655-8Z27 →	655-8H27 →	150	185
300	655-8Z30 →	655-8H30 →	150	185
350	655-8Z35 →	655-8H35 →	150	185
400	655-8Z40 →	655-8H40 →	150	185
450	655-8Z45 →	655-8H45 →	150	185
500	655-8Z50 →	655-8H50 →	150	185
550	655-8Z55 →	655-8H55 →	150	185

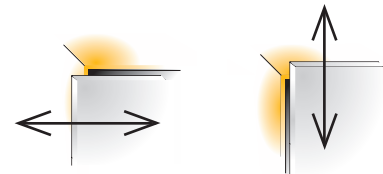
One set consists of

Drawer sides		2 pcs
Drawer runners		2 pcs
*Front connectors		2 pcs
Rear connectors		2 pcs
Covers		2 pcs
Mounting instructions		1 pc

Screws are not included

- Drawer runner type
- Load capacity
- Minimum height per drawer required
- Wooden back panel thickness
- Wooden bottom panel thickness

full extension
40kg
230mm
16mm
16mm



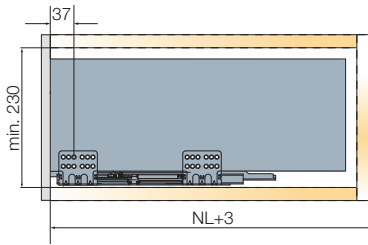
Side adjustment
+1/-1mm

Height adjustment
+2/-2mm

For further explanation → see page 11

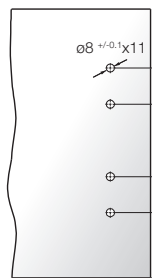
Installation dimensions

Minimum space required for the cabinet

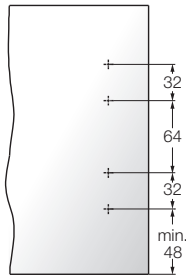


Drilling dimensions for the front panel

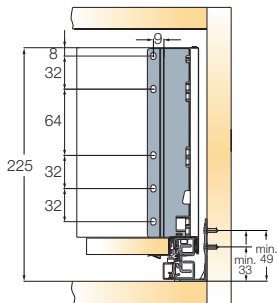
EasyFix attachment



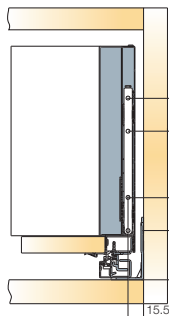
Screw-in attachment



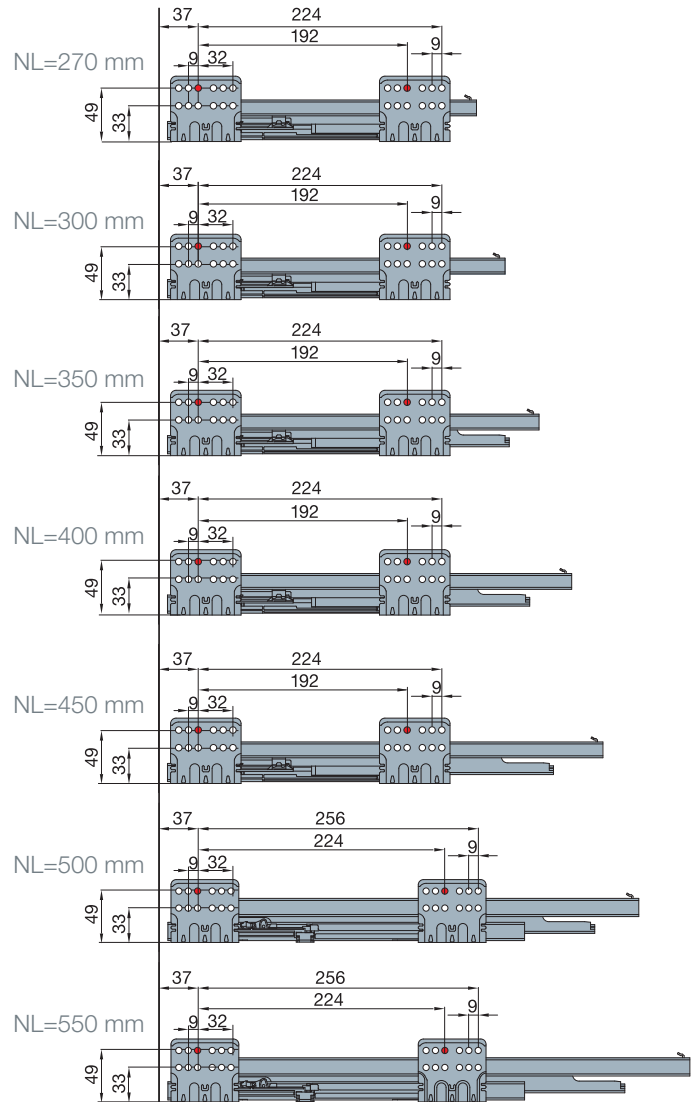
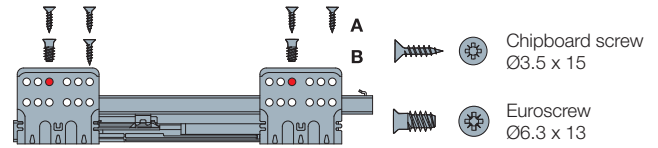
Mounting dimensions for the back panel



Installation dimensions for the front panel

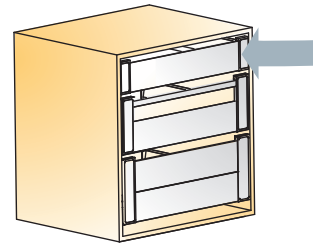


Drawer runner fixing positions

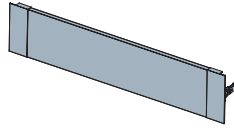


A trial mounting is always recommended.
For further information please contact your
Titus Group representative.

Inner Drawer Front for Tekform Slimline Drawer DW70



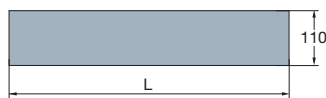
Inner drawer front, assembly set



 10 pcs

Made of aluminium and plastic

Front panel



Cutting dimension L = ICW-100
ICW → see page 23

 20 pcs

Made of aluminium

Front bracket



 40 sets

Made of aluminium and plastic

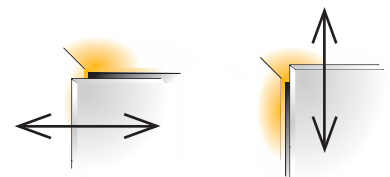
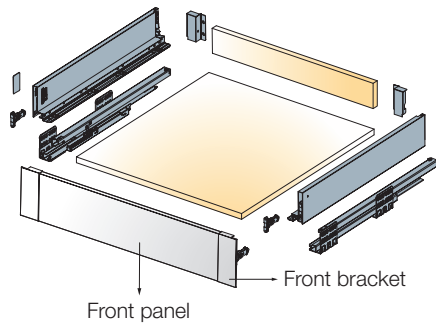
External cabinet width	Cabinet side thickness=16mm	Cabinet side thickness=18mm		
	Item number	Item number	White	Antracite grey
400	655-8177 →		511	515
450	655-8178 →		511	515
500	655-8179 →		511	515
600	655-8180 →	655-8020 →	511	515
800	655-8181 →	655-8021 →	511	515
900	655-8182 →	655-8022 →	511	515
1000	655-8183 →	655-8023 →	511	515
1200	655-8184 →	655-8024 →	511	515

600	655-8185 →	655-8060 →	511	515
800	655-8186 →	655-8061 →	511	515
900	655-8187 →	655-8062 →	511	515
1000	655-8188 →	655-8063 →	511	515
1200	655-8189 →	655-8064 →	511	515

	655-8065 →		150	185
--	------------	--	-----	-----



Bottom panel support
650-8908-350 white
650-8908-385 grey



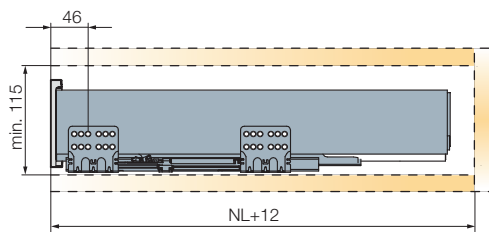
Side adjustment
+1/-1mm

Height adjustment
+2/-2mm

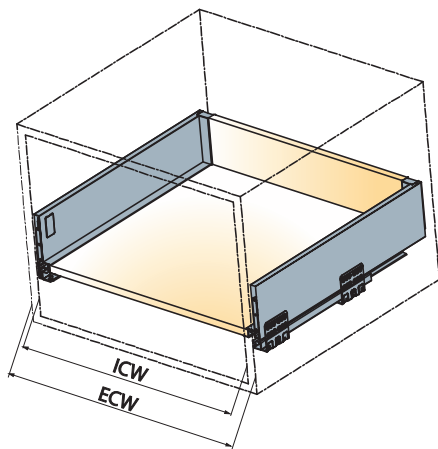
For further explanation → see page 11-12

Installation dimensions

Minimum space required for the cabinet

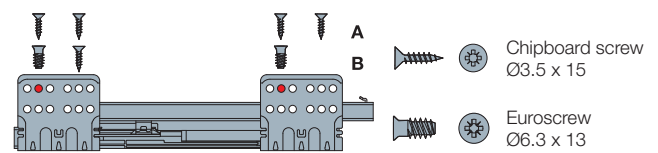


Cutting dimensions details

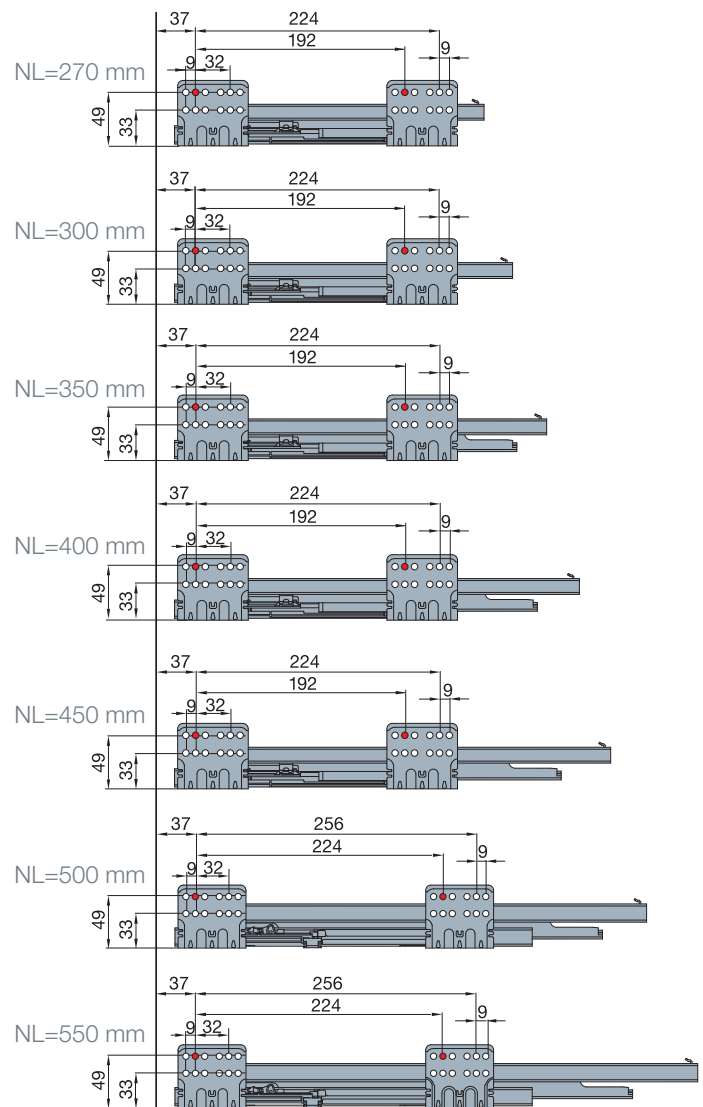


ECW: External cabinet width
ICW: Internal cabinet width
NL: Nominal length of drawer

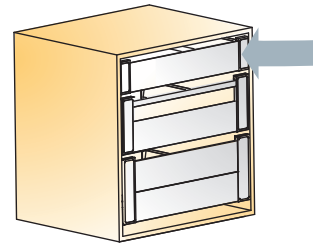
Drawer runner fixing positions



⚠ Use the second hole for runner fixing.

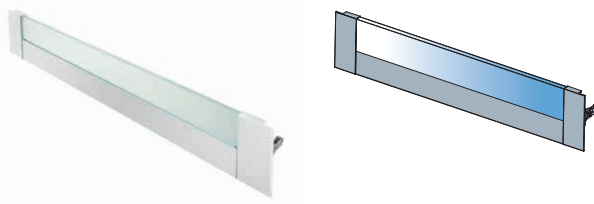


Inner Drawer Front for Tekform Slimline Drawer DW70 with Glass



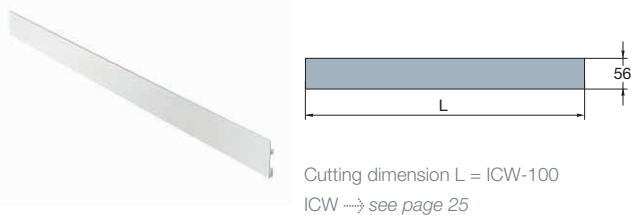
External cabinet width	Cabinet side thickness=16mm	Cabinet side thickness=18mm				
	Item number	Item number	White	Antracite grey	Frosted glas	Transparent glass

Inner drawer front, assembly set




 10 sets Made of aluminium and glass


Front panel



 20 pcs Made of aluminium

Low glass



 10 pcs
20 pcs (655-8295, 655-8300, 655-8296, 655-8301) Made of glass

Front bracket

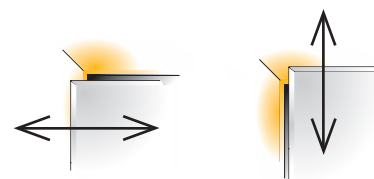
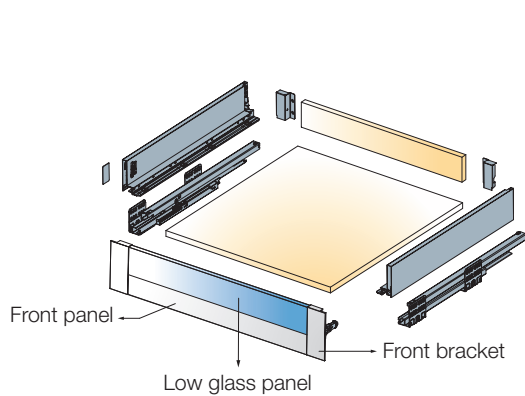


 40 sets Made of aluminium and plastic

400	655-8306 →		511	515		
450	655-8307 →		511	515		
500	655-8308 →		511	515		
600	655-8285 →	655-8290 →	511	515		
800	655-8286 →	655-8291 →	511	515		
900	655-8287 →	655-8292 →	511	515		
1000	655-8288 →	655-8293 →	511	515		
1200	655-8289 →	655-8294 →	511	515		
600	655-8205 →	655-8081 →	511	515		
800	655-8206 →	655-8082 →	511	515		
900	655-8207 →	655-8083 →	511	515		
1000	655-8208 →	655-8084 →	511	515		
1200	655-8209 →	655-8085 →	511	515		
600	655-8295 →	655-8300 →			391	392
800	655-8296 →	655-8301 →			391	392
900	655-8297 →	655-8302 →			391	392
1000	655-8298 →	655-8303 →			391	392
1200	655-8299 →	655-8304 →			391	392
	655-8305 →		150	185		



Bottom panel support
650-8908-350 white
650-8908-385 grey



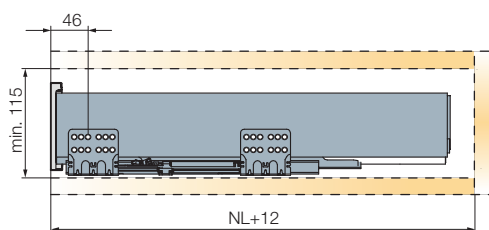
Side adjustment
+1/-1mm

Height adjustment
+2/-2mm

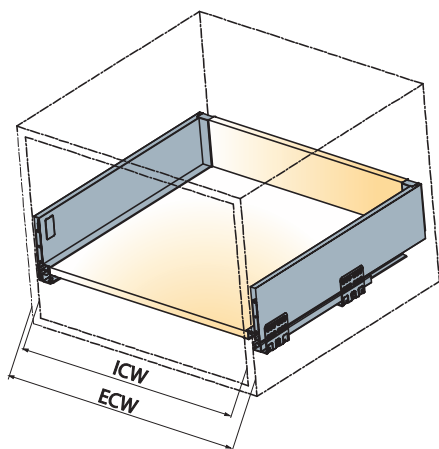
For further explanation → see page 11-12

Installation dimensions

Minimum space required for the cabinet

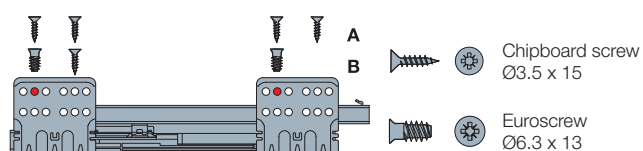


Cutting dimensions details

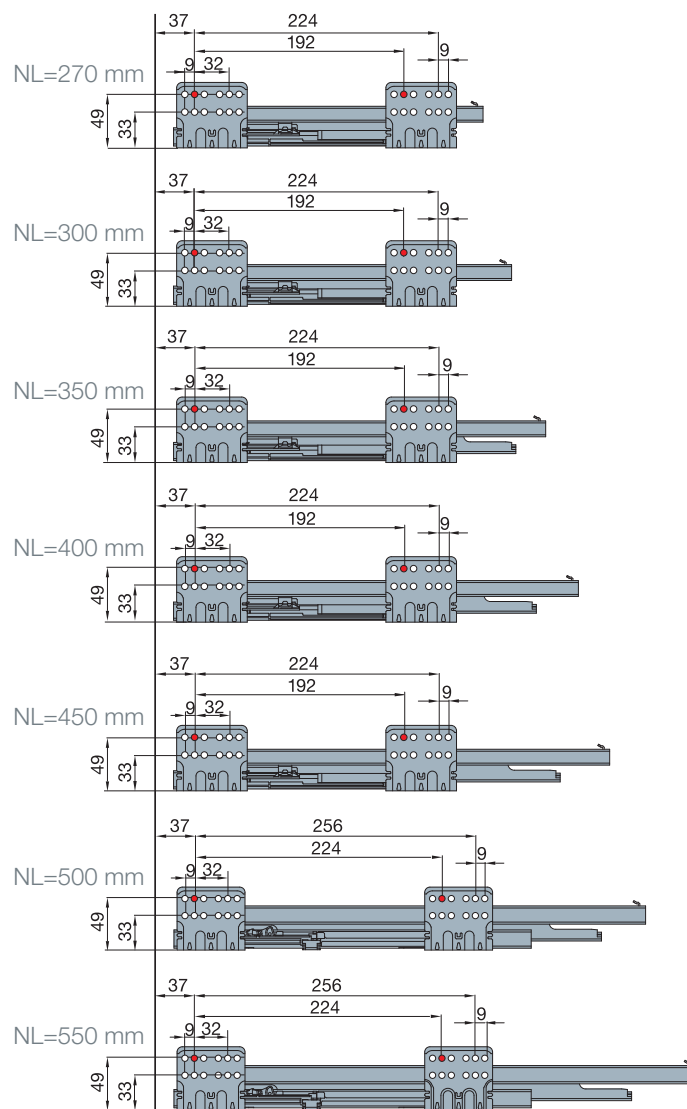


ECW: External cabinet width
ICW: Internal cabinet width
NL: Nominal length of drawer

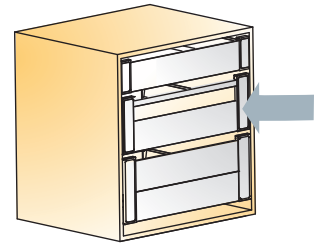
Drawer runner fixing positions




⚠ Use the second hole for runner fixing.



Inner Drawer Front for Tekform Slimline Drawer DW145 with Bar



Inner drawer front, assembly set



 10 sets

Made of aluminium and plastic

Front bar

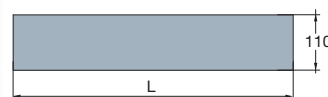



Cutting dimension L = ICW-88
ICW → see page 27

 20 pcs

Made of aluminium

Front panel



Cutting dimension L = ICW-100
ICW → see page 27

 20 pcs

Made of aluminium

Front bracket



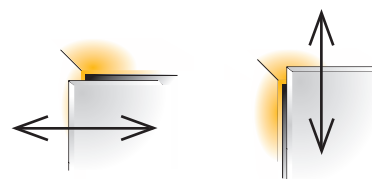
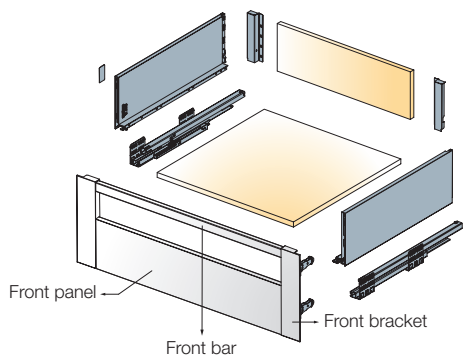
 20 sets

Made of aluminium and plastic

External cabinet width	Cabinet side thickness=16mm	Cabinet side thickness=18mm		
	Item number	Item number	White	Antracite grey
400	655-8309 →		511	515
450	655-8310 →		511	515
500	655-8311 →		511	515
600	655-8190 →	655-8066 →	511	515
800	655-8191 →	655-8067 →	511	515
900	655-8192 →	655-8068 →	511	515
1000	655-8193 →	655-8069 →	511	515
1200	655-8194 →	655-8070 →	511	515
600	655-8210 →	655-8086 →	511	515
800	655-8211 →	655-8087 →	511	515
900	655-8212 →	655-8088 →	511	515
1000	655-8213 →	655-8089 →	511	515
1200	655-8214 →	655-8090 →	511	515
600	655-8185 →	655-8060 →	511	515
800	655-8186 →	655-8061 →	511	515
900	655-8187 →	655-8062 →	511	515
1000	655-8188 →	655-8063 →	511	515
1200	655-8189 →	655-8064 →	511	515
		655-8101 →	350	385



Bottom panel support
650-8908-350 white
650-8908-385 grey



Side adjustment
+1/-1mm

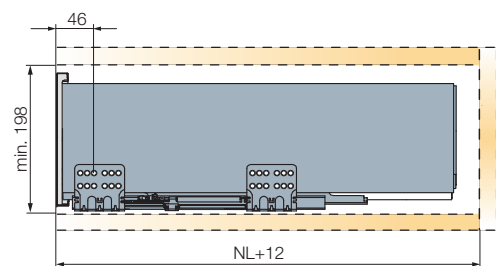
Height adjustment
+2/-2mm

For further explanation → see page 11-12

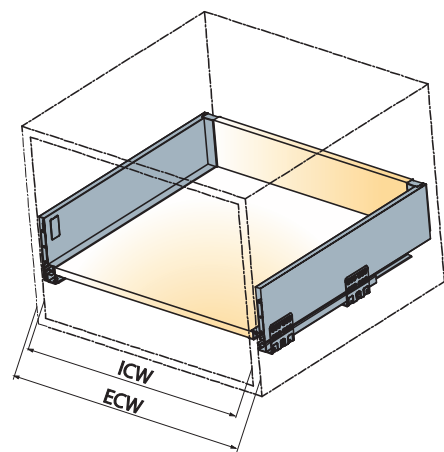
Installation dimensions

Drawer runner fixing positions

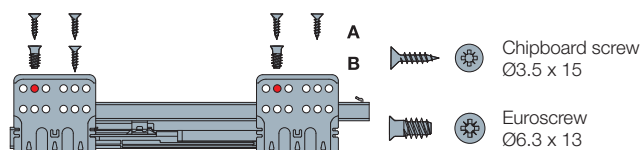
Minimum space required for the cabinet



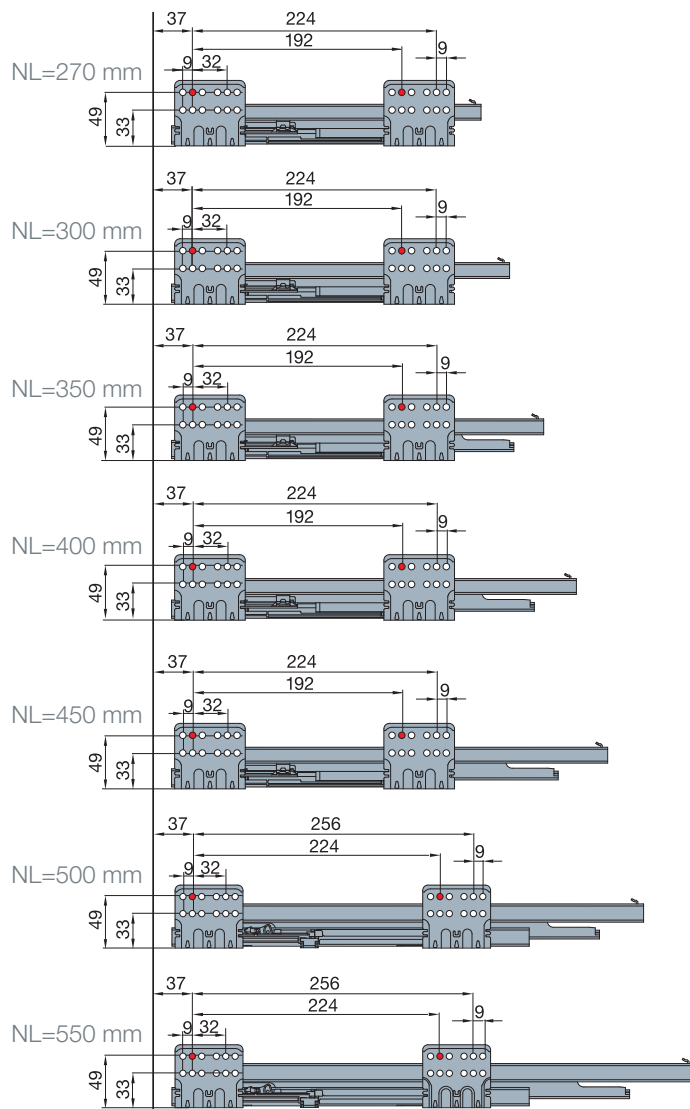
Cutting dimensions details



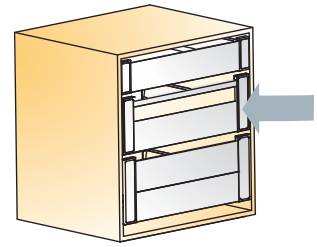
ECW: External cabinet width
ICW: Internal cabinet width
NL: Nominal length of drawer



⚠ Use the second hole for runner fixing.



Inner Drawer Front for Tekform Slimline Drawer DW145 with Low Glass




Inner drawer front, assembly set



10 sets

Made of aluminium and glass

Front panel



Cutting dimension L = ICW-100
ICW → see page 29

20 pcs

Made of aluminium

Front glass panel - low



10 pcs

20 pcs (655-8215, 655-8091,
655-8216, 655-8092)

Made of glass

Front bracket



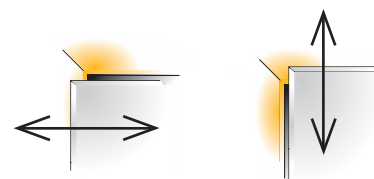
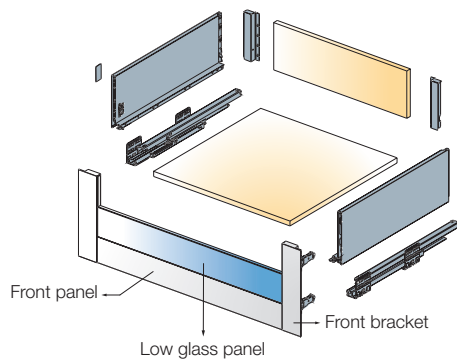
20 sets

Made of aluminium and plastic

External cabinet width	Cabinet side thickness=16mm	Cabinet side thickness=18mm	Glass options			
	Item number	Item number	White	Antracite grey	Frosted glass	Transparent glass
600	655-8195 →	655-8071 →	511	515		
800	655-8196 →	655-8072 →	511	515		
900	655-8197 →	655-8073 →	511	515		
1000	655-8198 →	655-8074 →	511	515		
1200	655-8199 →	655-8075 →	511	515		
600	655-8205 →	655-8081 →	511	515		
800	655-8206 →	655-8082 →	511	515		
900	655-8207 →	655-8083 →	511	515		
1000	655-8208 →	655-8084 →	511	515		
1200	655-8209 →	655-8085 →	511	515		
600	655-8215 →	655-8091 →			391	392
800	655-8216 →	655-8092 →			391	392
900	655-8217 →	655-8093 →			391	392
1000	655-8218 →	655-8094 →			391	392
1200	655-8219 →	655-8095 →			391	392
	655-8102 →		350	385		



Bottom panel support
650-8908-350 white
650-8908-385 grey



Side adjustment
+1/-1mm

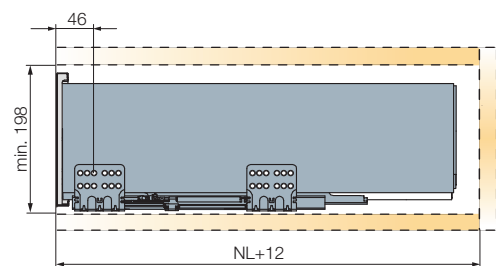
Height adjustment
+2/-2mm

For further explanation → see page 11-12

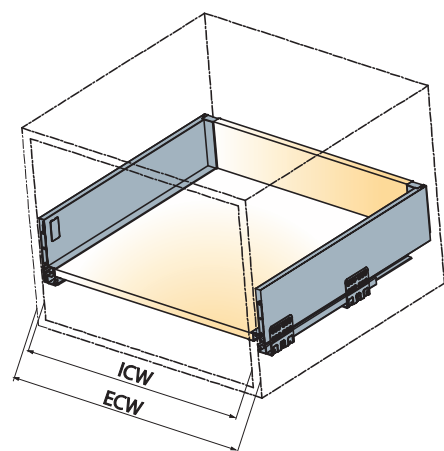
Installation dimensions

Drawer runner fixing positions

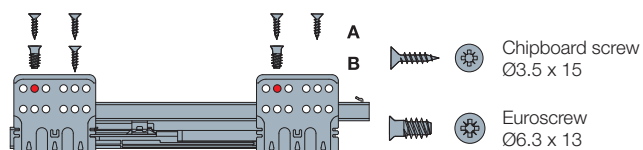
Minimum space required for the cabinet



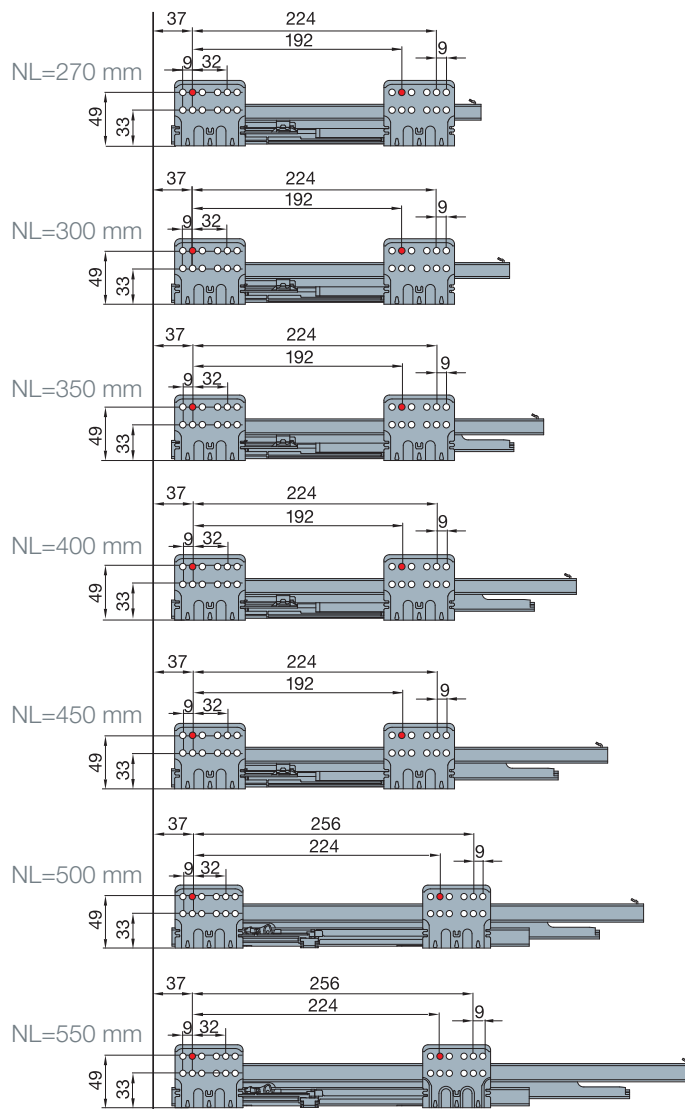
Cutting dimensions details



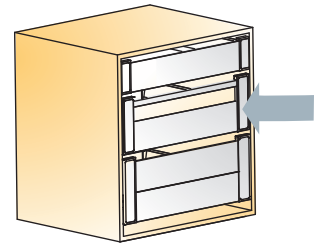
ECW: External cabinet width
ICW: Internal cabinet width
NL: Nominal length of drawer



⚠ Use the second hole for runner fixing.



Inner Drawer Front for Tekform Slimline Drawer DW145 with High Glass



Inner drawer front, assembly set



 10 sets Made of aluminium and glass

Front panel





Cutting dimension L = ICW-100
ICW → see page 31

 20 pcs Made of aluminium

Front glass panel - high



 10 pcs
 20 pcs (655-8220, 655-8096, 655-8221, 655-8097) Made of glass

Front bracket

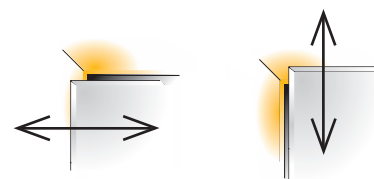
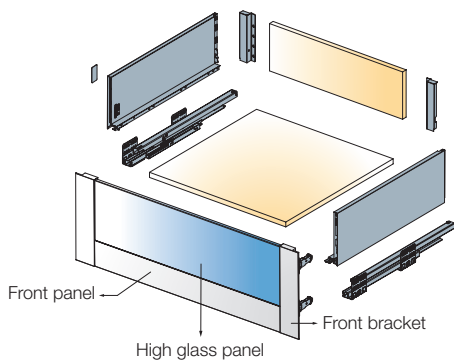


 20 sets Made of aluminium and plastic

External cabinet width	Cabinet side thickness=16mm	Cabinet side thickness=18mm				
	Item number	Item number	White	Antracite grey	Frosted glass	Transparent glass
400	655-8312 →		511	515		
450	655-8313 →		511	515		
500	655-8314 →		511	515		
600	655-8200 →	655-8076 →	511	515		
800	655-8201 →	655-8077 →	511	515		
900	655-8202 →	655-8078 →	511	515		
1000	655-8203 →	655-8079 →	511	515		
1200	655-8204 →	655-8080 →	511	515		
600	655-8205 →	655-8081 →	511	515		
800	655-8206 →	655-8082 →	511	515		
900	655-8207 →	655-8083 →	511	515		
1000	655-8208 →	655-8084 →	511	515		
1200	655-8209 →	655-8085 →	511	515		
600	655-8220 →	655-8096 →			391	392
800	655-8221 →	655-8097 →			391	392
900	655-8222 →	655-8098 →			391	392
1000	655-8223 →	655-8099 →			391	392
1200	655-8224 →	655-8100 →			391	392
	655-8103 →		350	385		



Bottom panel support
650-8908-350 white
650-8908-385 grey



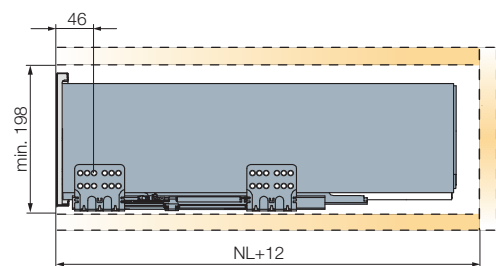
Side adjustment
+1/-1mm

Height adjustment
+2/-2mm

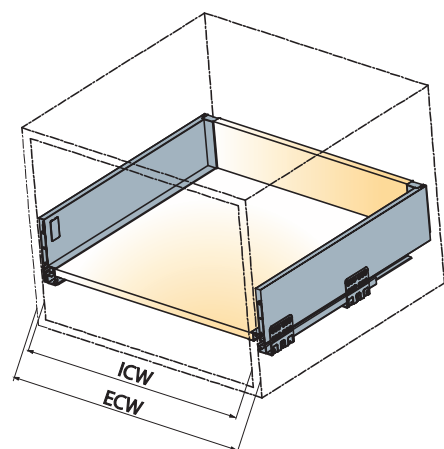
For further explanation → see page 11-12

Installation dimensions

Minimum space required for the cabinet

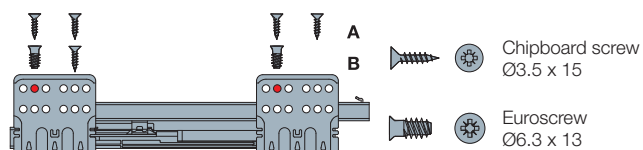


Cutting dimensions details

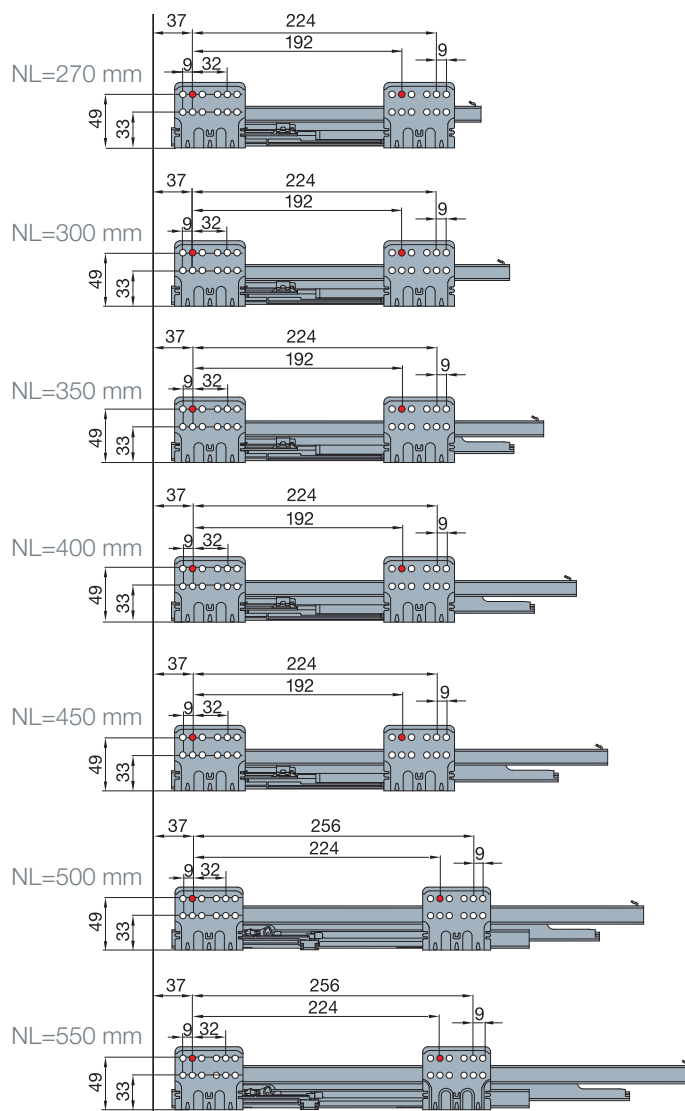


ECW: External cabinet width
ICW: Internal cabinet width
NL: Nominal length of drawer

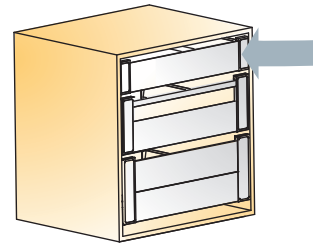
Drawer runner fixing positions



⚠ Use the second hole for runner fixing.



Inner Drawer Front for Tekform Slimline Drawer DW182 with Bar



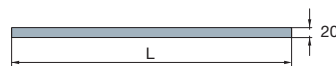
Inner drawer front, assembly set



10 sets

Made of aluminium and plastic

Front bar

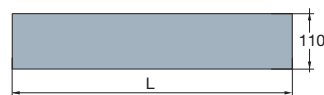


Cutting dimension L = ICW-88
ICW → see page 33

20 pcs

Made of aluminium

Front panel



Cutting dimension L = ICW-100
ICW → see page 33

20 pcs

Made of aluminium

Front bracket



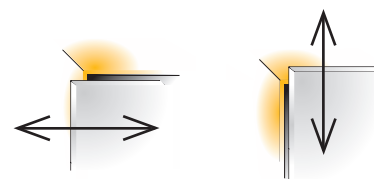
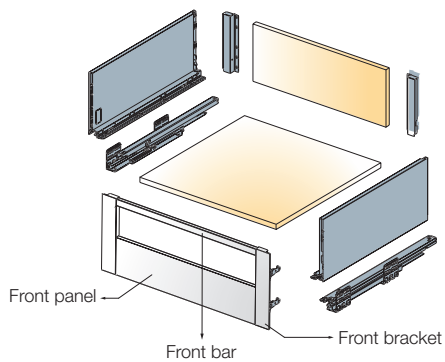
20 sets

Made of aluminium and plastic

External cabinet width	Cabinet side thickness=16mm	Cabinet side thickness=18mm		
	Item number	Item number	White	Antracite grey
400	655-8315 →		511	515
450	655-8316 →		511	515
500	655-8317 →		511	515
600	655-8260 →	655-8110 →	511	515
800	655-8261 →	655-8111 →	511	515
900	655-8262 →	655-8112 →	511	515
1000	655-8263 →	655-8113 →	511	515
1200	655-8264 →	655-8114 →	511	515
600	655-8210 →	655-8086 →	511	515
800	655-8211 →	655-8087 →	511	515
900	655-8212 →	655-8088 →	511	515
1000	655-8213 →	655-8089 →	511	515
1200	655-8214 →	655-8090 →	511	515
600	655-8185 →	655-8060 →	511	515
800	655-8186 →	655-8061 →	511	515
900	655-8187 →	655-8062 →	511	515
1000	655-8188 →	655-8063 →	511	515
1200	655-8189 →	655-8064 →	511	515
		655-8170 →	350	385



Bottom panel support
650-8908-350 white
650-8908-385 grey



Side adjustment
+1/-1mm

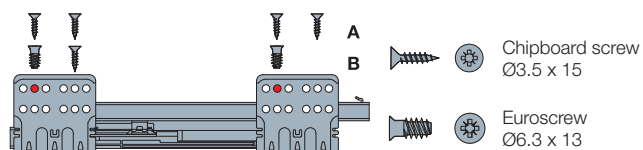
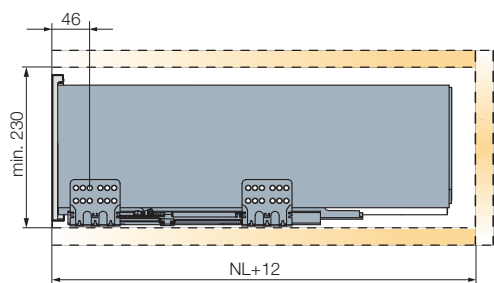
Height adjustment
+2/-2mm

For further explanation → see page 11-12

Installation dimensions

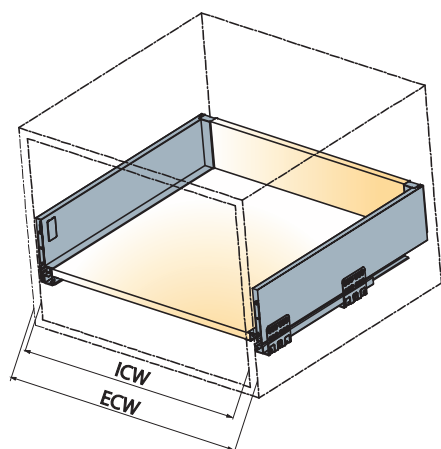
Drawer runner fixing positions

Minimum space required for the cabinet

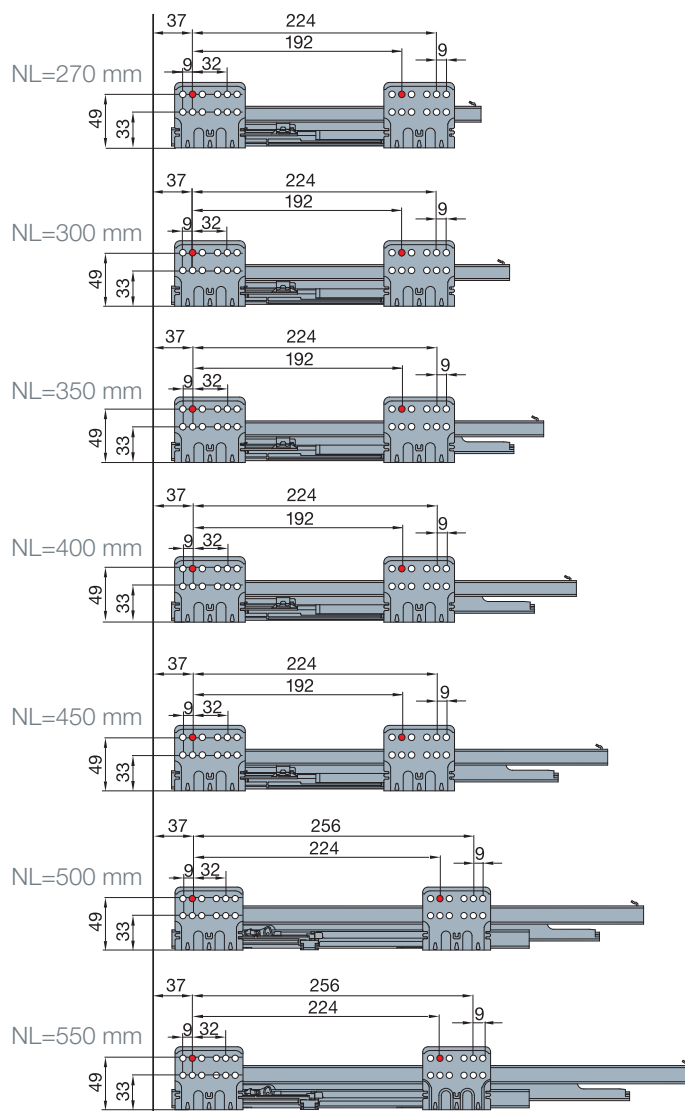


⚠ Use the second hole for runner fixing.

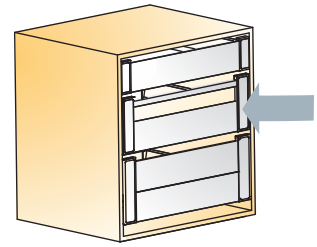
Cutting dimensions details



ECW: External cabinet width
ICW: Internal cabinet width
NL: Nominal length of drawer



Inner Drawer Front for Tekform Slimline Drawer DW182 with Low Glass



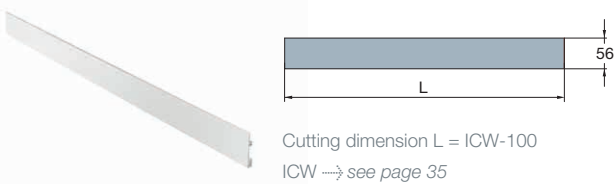
External cabinet width	Cabinet side thickness=16mm	Cabinet side thickness=18mm				
	Item number	Item number	White	Antracite grey	Frosted glas	Transparent glass

Inner drawer front, assembly set

400	655-8318 →		511	515		
450	655-8319 →		511	515		
500	655-8320 →		511	515		
600	655-8265 →	655-8115 →	511	515		
800	655-8266 →	655-8116 →	511	515		
900	655-8267 →	655-8117 →	511	515		
1000	655-8268 →	655-8118 →	511	515		
1200	655-8269 →	655-8119 →	511	515		

10 sets Made of aluminium and glass

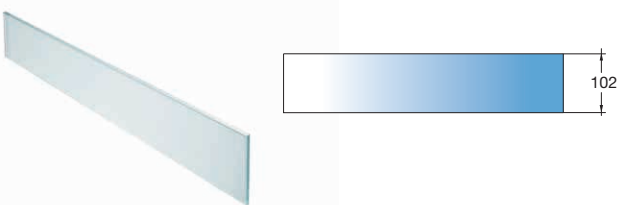
Front panel



600	655-8205 →	655-8081 →	511	515		
800	655-8206 →	655-8082 →	511	515		
900	655-8207 →	655-8083 →	511	515		
1000	655-8208 →	655-8084 →	511	515		
1200	655-8209 →	655-8085 →	511	515		

20 pcs Made of aluminium

Front glass panel - low



600	655-8275 →	655-8160 →			391	392
800	655-8276 →	655-8161 →			391	392
900	655-8277 →	655-8162 →			391	392
1000	655-8278 →	655-8163 →			391	392
1200	655-8279 →	655-8164 →			391	392

10 pcs
20 pcs (655-8275, 655-8160, 655-8276, 655-8161) Made of glass

Front bracket

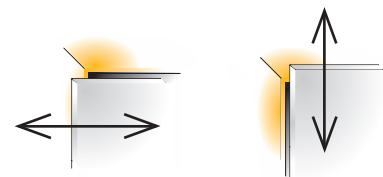
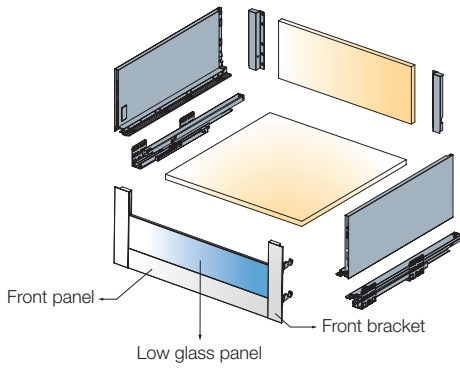


		655-8171 →	350	385		
--	--	------------	-----	-----	--	--

20 sets Made of aluminium and plastic



Bottom panel support
650-8908-350 white
650-8908-385 grey



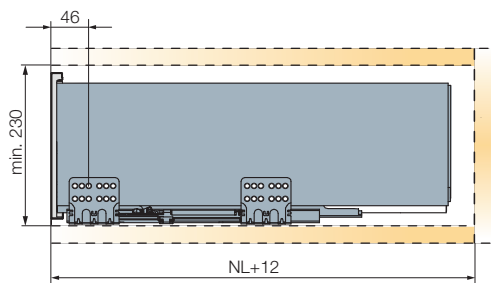
Side adjustment
+1/-1mm

Height adjustment
+2/-2mm

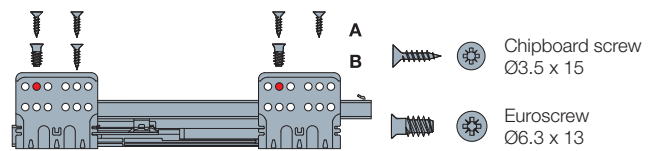
For further explanation → see page 11-12

Installation dimensions

Minimum space required for the cabinet

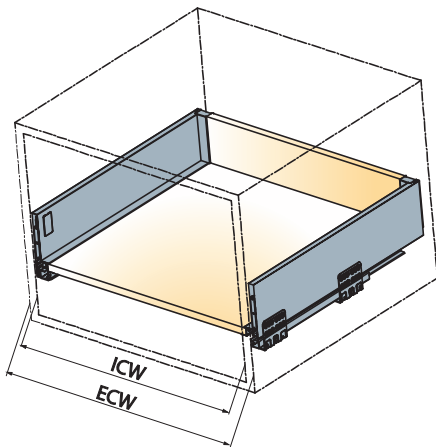


Drawer runner fixing positions

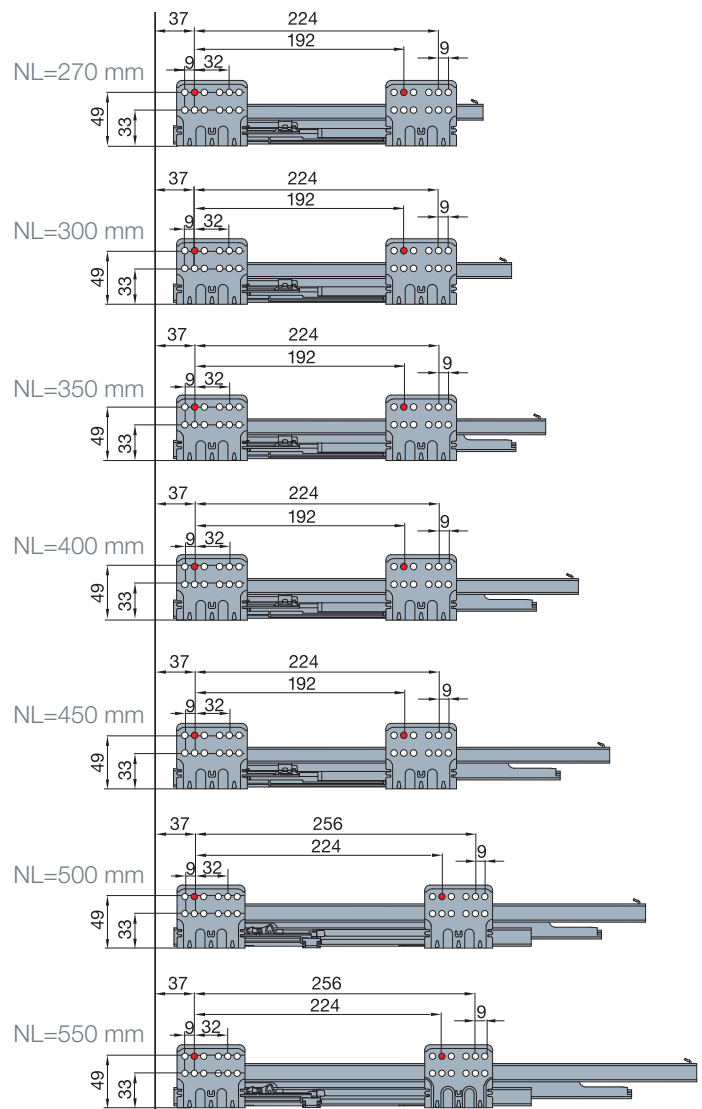


⚠ Use the second hole for runner fixing.

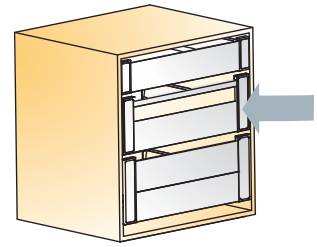
Cutting dimensions details



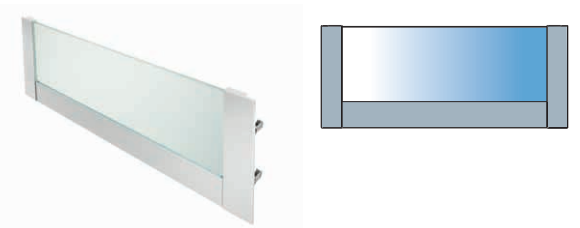
ECW: External cabinet width
ICW: Internal cabinet width
NL: Nominal length of drawer



Inner Drawer Front for Tekform Slimline Drawer DW182 with High Glass

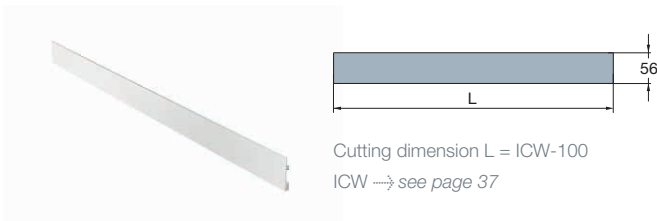


Inner drawer front, assembly set




 10 sets Made of aluminium and glass


Front panel



 20 pcs Made of aluminium

Front glass panel - high



 5 pcs
10 pcs (655-8280, 655-8165, 655-8281, 655-8166) Made of glass

Front bracket

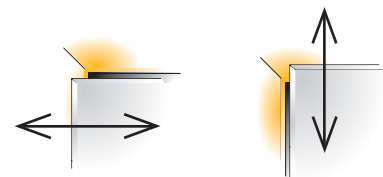
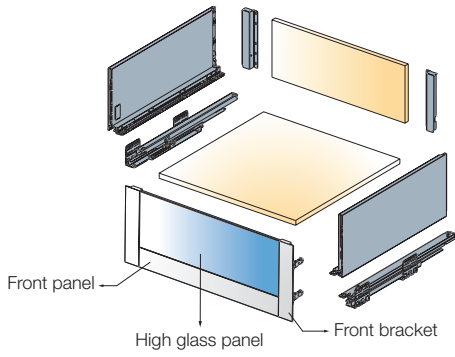


 20 sets Made of aluminium and plastic

External cabinet width	Cabinet side thickness=16mm	Cabinet side thickness=18mm				
	Item number	Item number	White	Antracite grey	Frosted glas	Transparent glass
400	655-8321 →		511	515		
450	655-8322 →		511	515		
500	655-8323 →		511	515		
600	655-8270 →	655-8120 →	511	515		
800	655-8271 →	655-8121 →	511	515		
900	655-8272 →	655-8122 →	511	515		
1000	655-8273 →	655-8123 →	511	515		
1200	655-8274 →	655-8124 →	511	515		
600	655-8205 →	655-8081 →	511	515		
800	655-8206 →	655-8082 →	511	515		
900	655-8207 →	655-8083 →	511	515		
1000	655-8208 →	655-8084 →	511	515		
1200	655-8209 →	655-8085 →	511	515		
600	655-8280 →	655-8165 →			391	392
800	655-8281 →	655-8166 →			391	392
900	655-8282 →	655-8167 →			391	392
1000	655-8283 →	655-8168 →			391	392
1200	655-8284 →	655-8169 →			391	392
	655-8172 →		350	385		



Bottom panel support
650-8908-350 white
650-8908-385 grey



Side adjustment
+1/-1mm

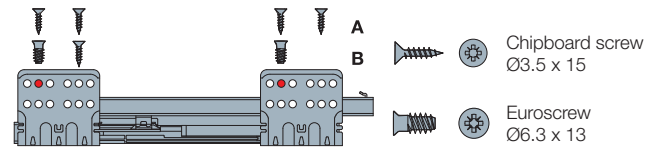
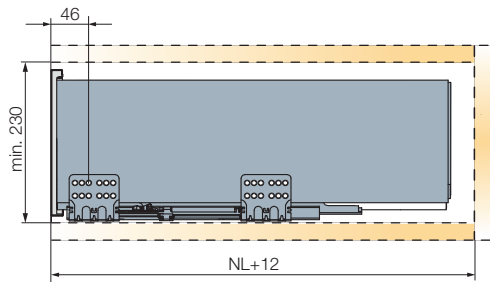
Height adjustment
+2/-2mm

For further explanation → see page 11-12

Installation dimensions

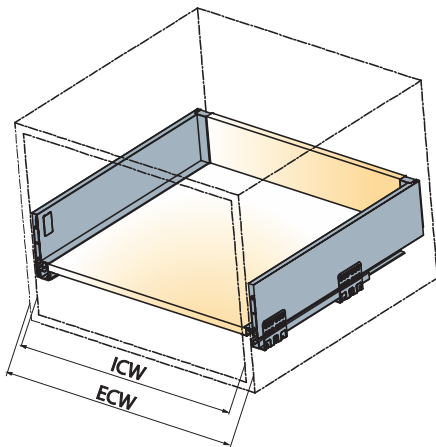
Drawer runner fixing positions

Minimum space required for the cabinet

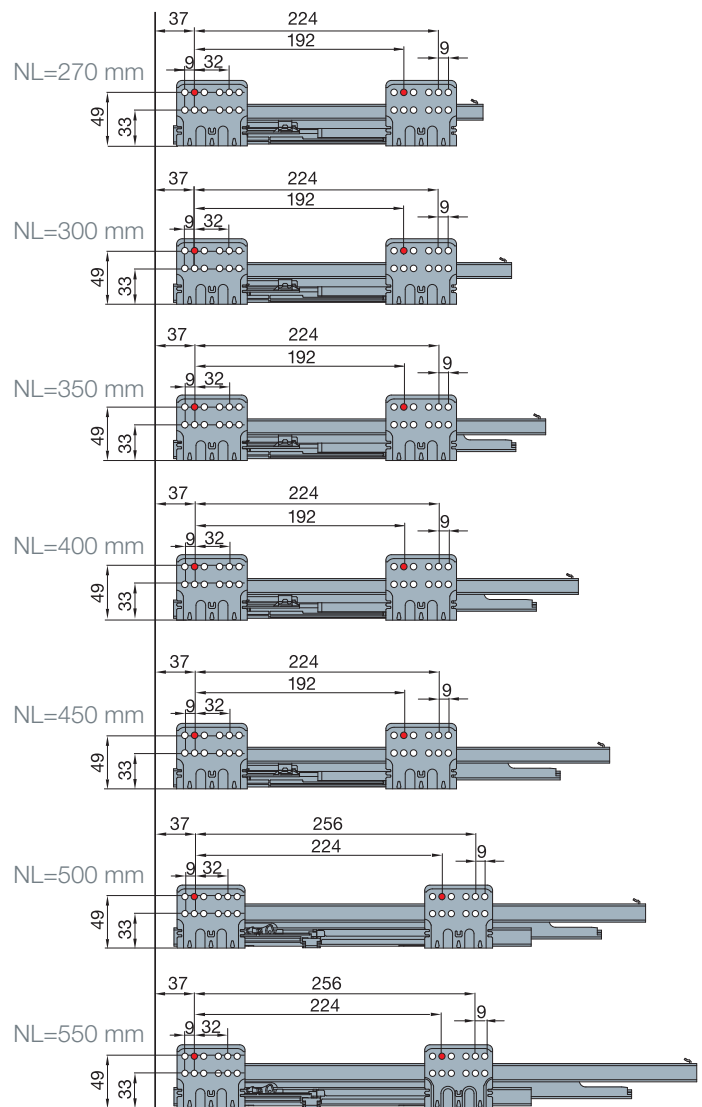


⚠ Use the second hole for runner fixing.

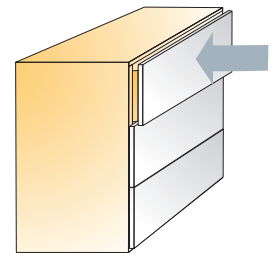
Cutting dimensions details


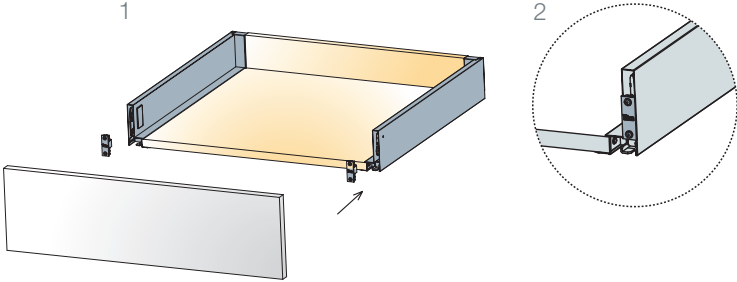


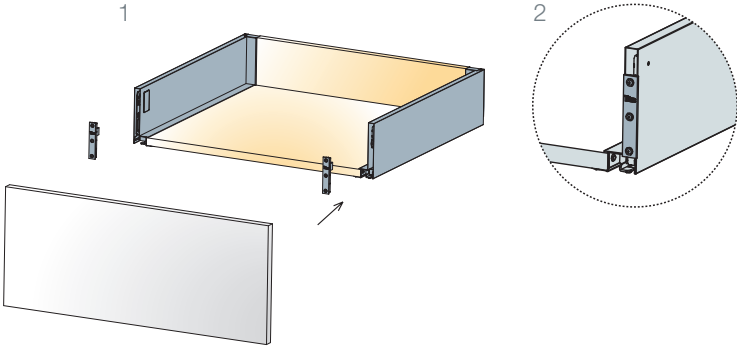


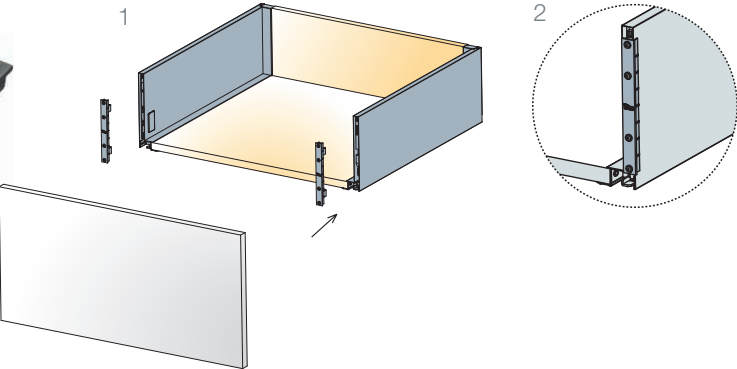



ECW: External cabinet width
ICW: Internal cabinet width
NL: Nominal length of drawer



Accessories



		Item number	Black
<p>Marking jig for Tekform Slimline drawer DW70</p>  		655-8016 →	390
 1 set	Made of plastic and steel		
<p>Marking jig for Tekform Slimline drawer DW100</p>  		655-8017 →	390
 1 set	Made of plastic and steel		
<p>Marking jig for Tekform Slimline drawer DW145 and DW182</p>  		655-8018 →	390
 1 set	Made of plastic and steel		

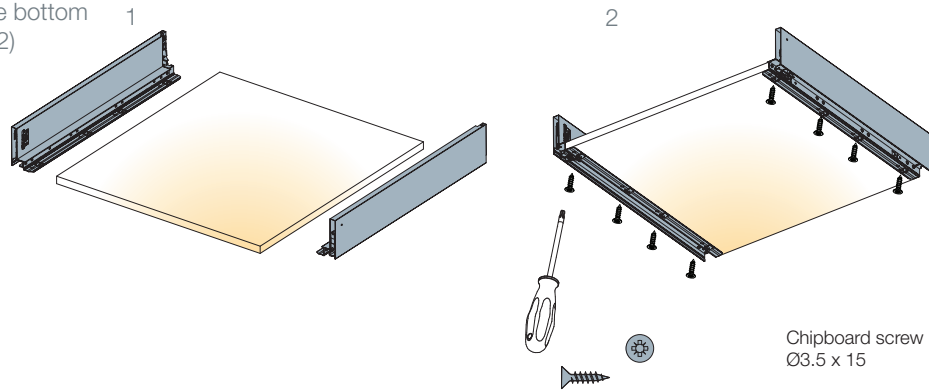
Assembly Instructions



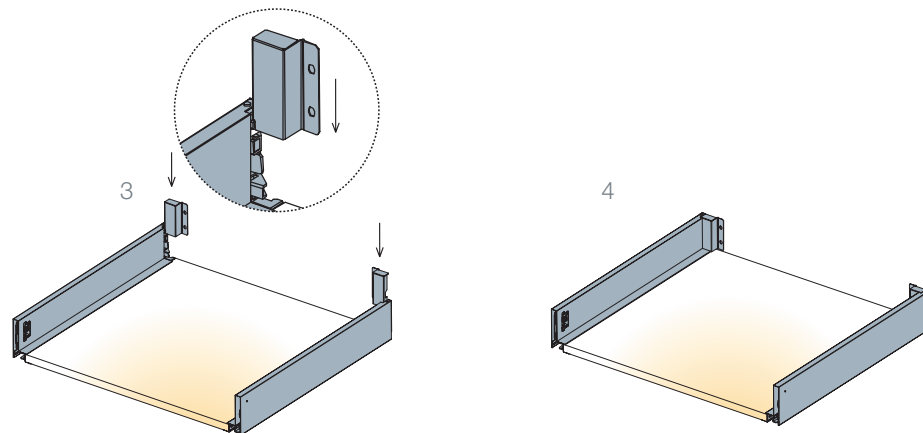
Screws are not included

Assembly Sequence

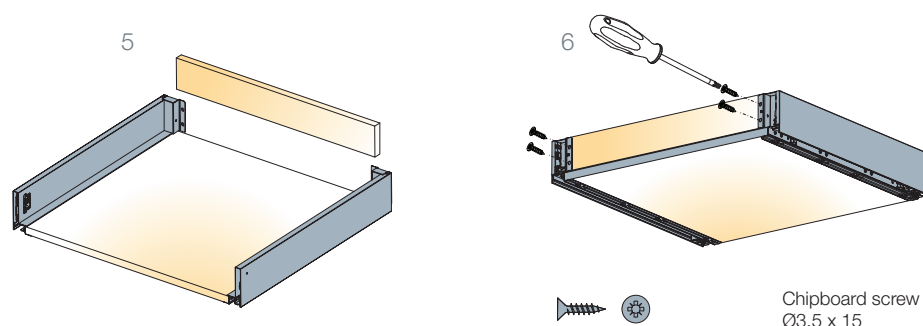
Connect the drawer sides to the bottom panel (1) and fix it with screws (2)



Insert the rear connector vertically (3) and push it downwards into recess in the drawer side (4)



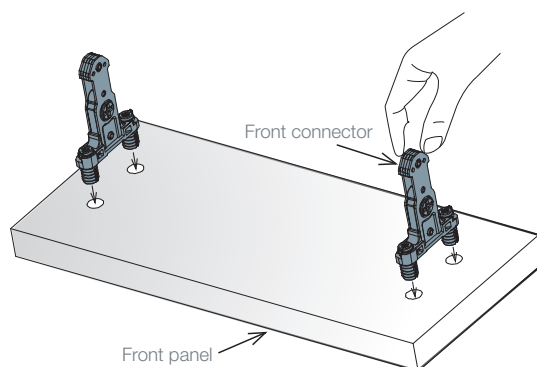
Insert the back panel (5) and fix it with screws (6)



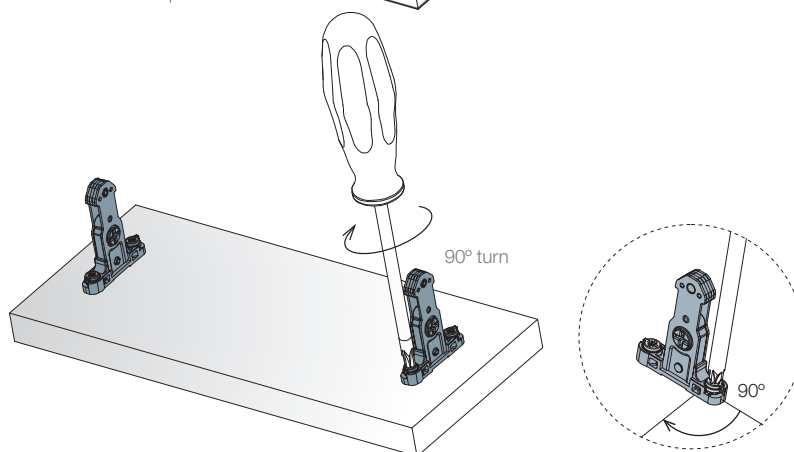
Insertion of Front Connectors

EasyFix

Insert the front connectors into holes on the front panel

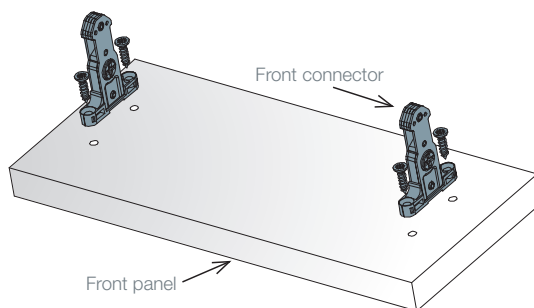


Turn the screws 90° into locked position

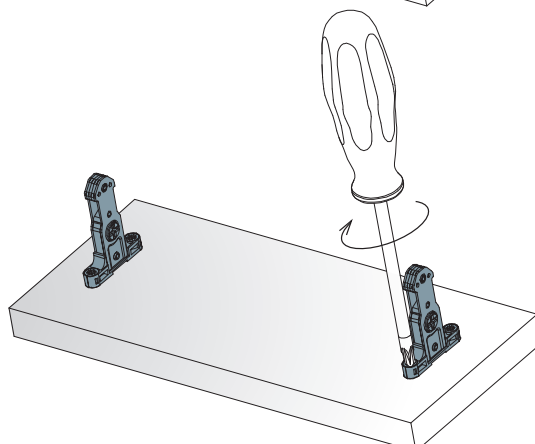


Screw-in fixing

Use $\varnothing 3 \times 15$ mm screws for fixing



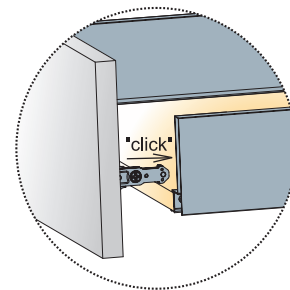
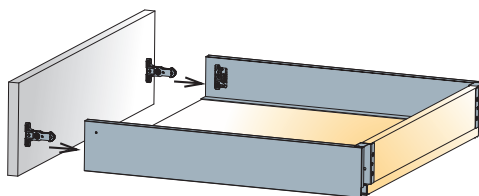
 Chipboard screw
 $\varnothing 3.5 \times 15$



Front Panel Mounting / Removal

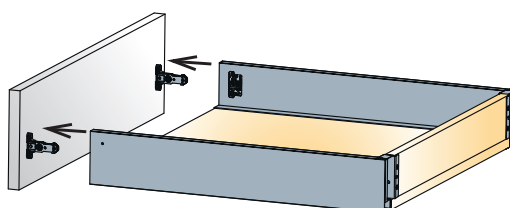
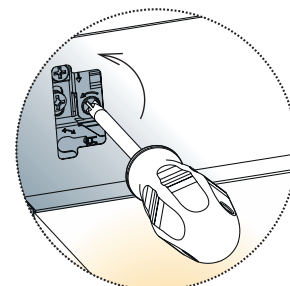
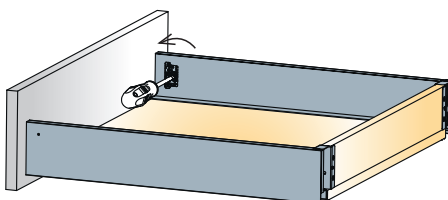
Mounting

Attach the front panel to the drawer and press to click



Removal

Turn the screw towards the front panel

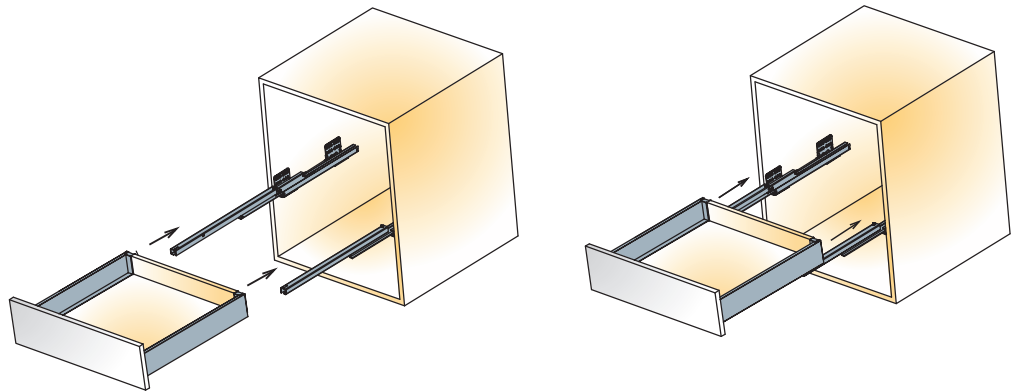


Assembly Instructions

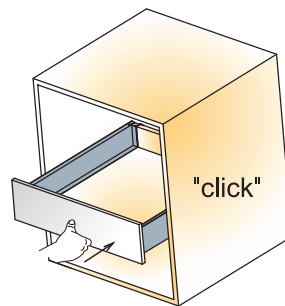
Drawer Insertion / Removal

Insertion

Place the drawer horizontally on the runners and push towards the cabinet until you hear the drawer is locked

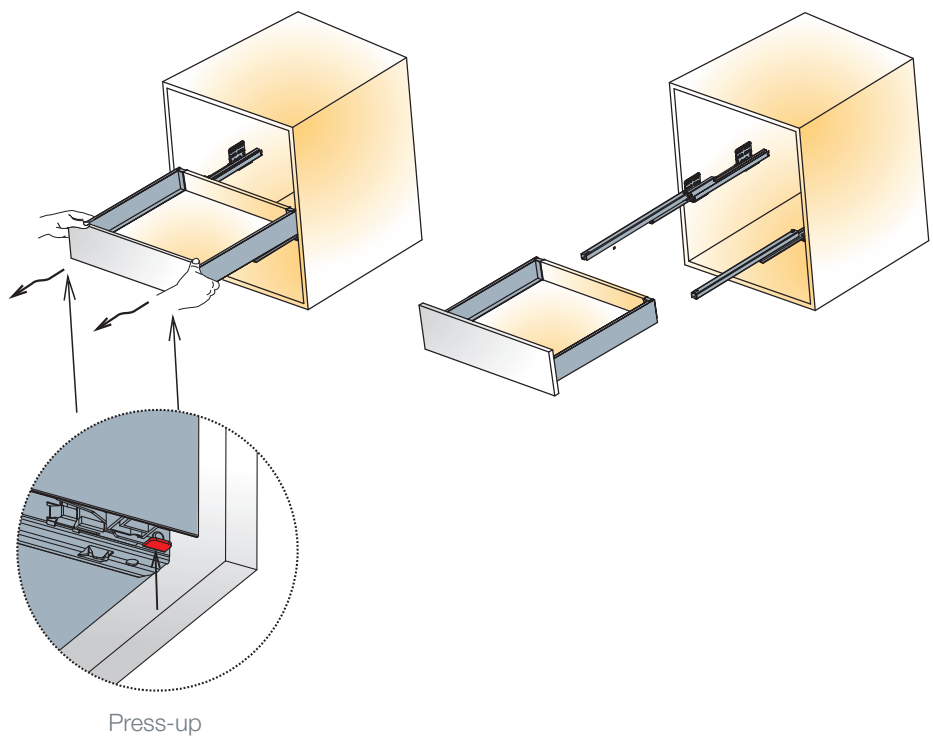


Push to fully close



Removal

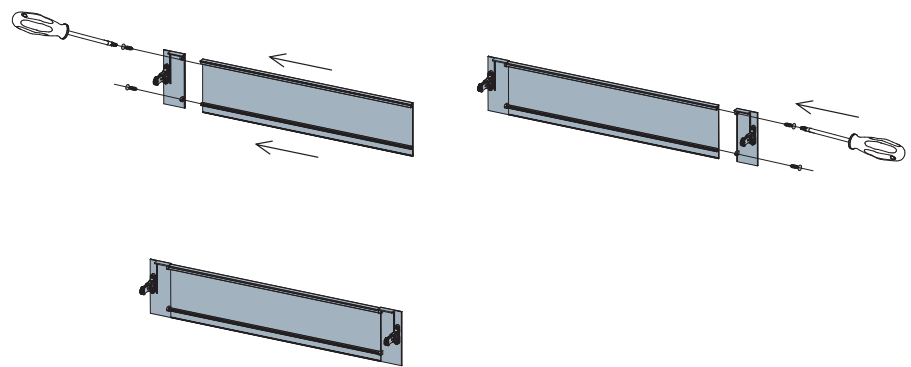
Press-up the button under the drawer. Keep pressed to pull the drawer out



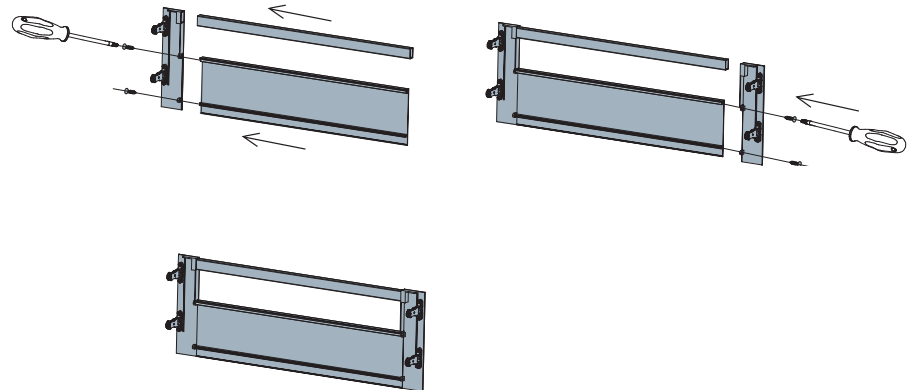
Accessories Mounting

Assembly of Inner Drawer Front

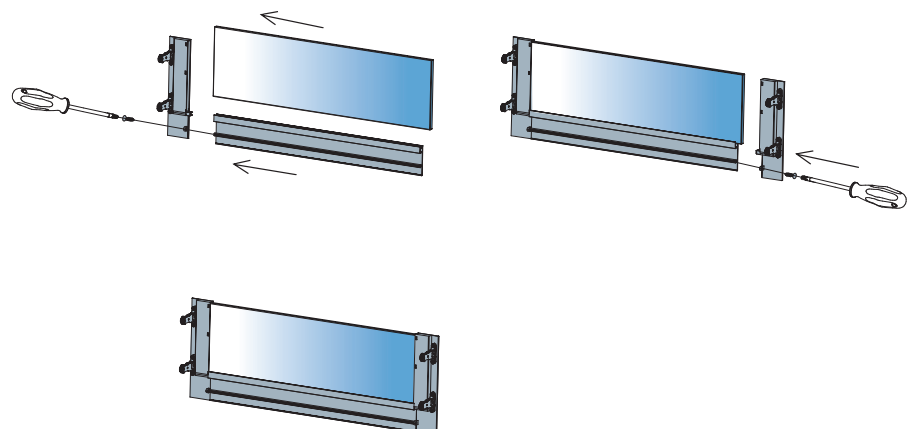
Slimline DW70



Slimline DW145 and DW182 with bar



Slimline DW70, DW145 and DW182 with glass



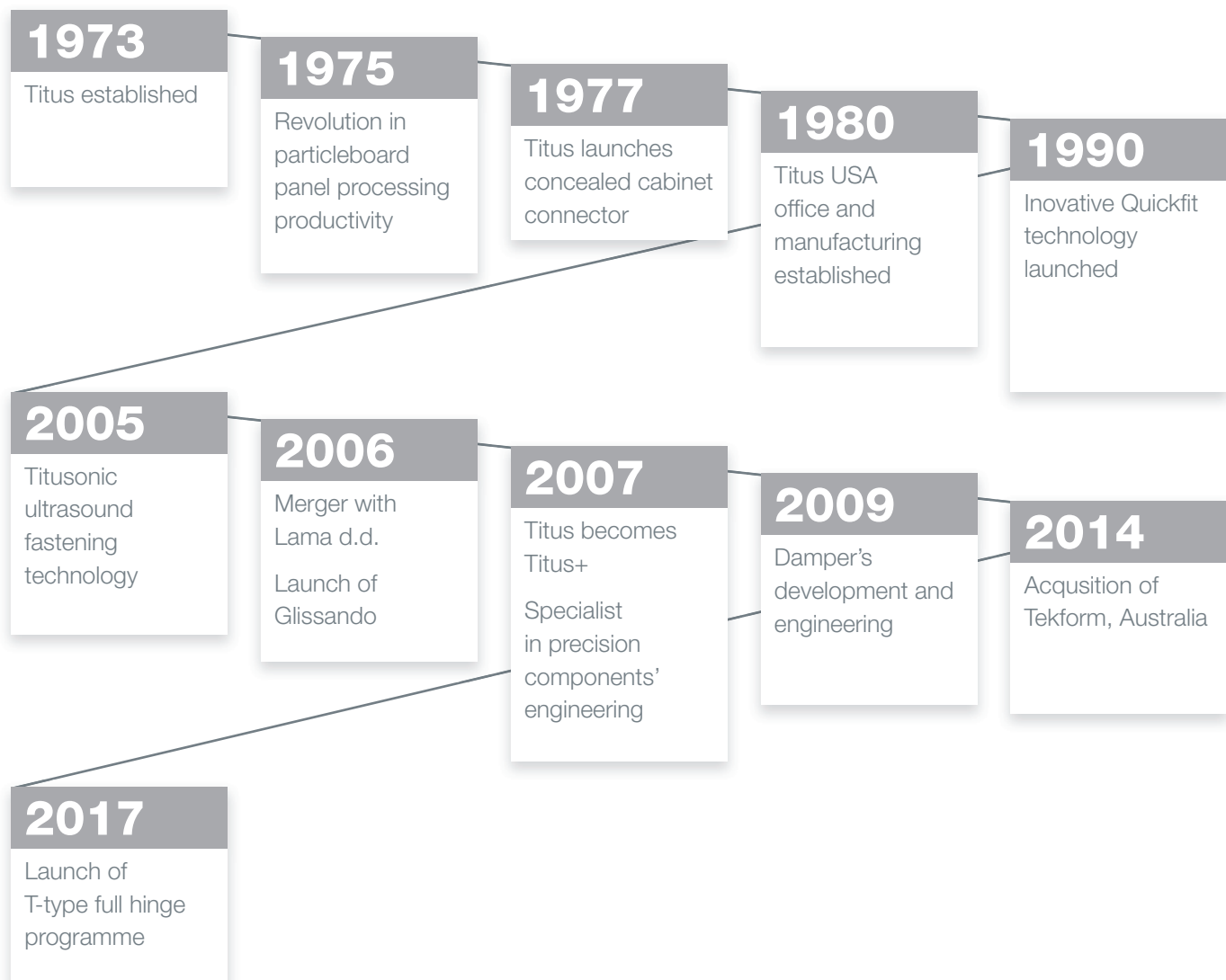
The Titus Group Profile

Titus Group

Titus focuses on the design, manufacture and distribution of connectors, concealed hinges drawers and soft closing mechanisms in furniture and household appliances.

Titus Group is owned and managed from its headquarters in United Kingdom. We are able to provide products and services to every customer around the world based on manufacturing facilities in Europe, North America, China, SE Asia, Australia and New Zealand.

Quickfit technology makes Titus the World leader in connectors for RTA furniture



Vision

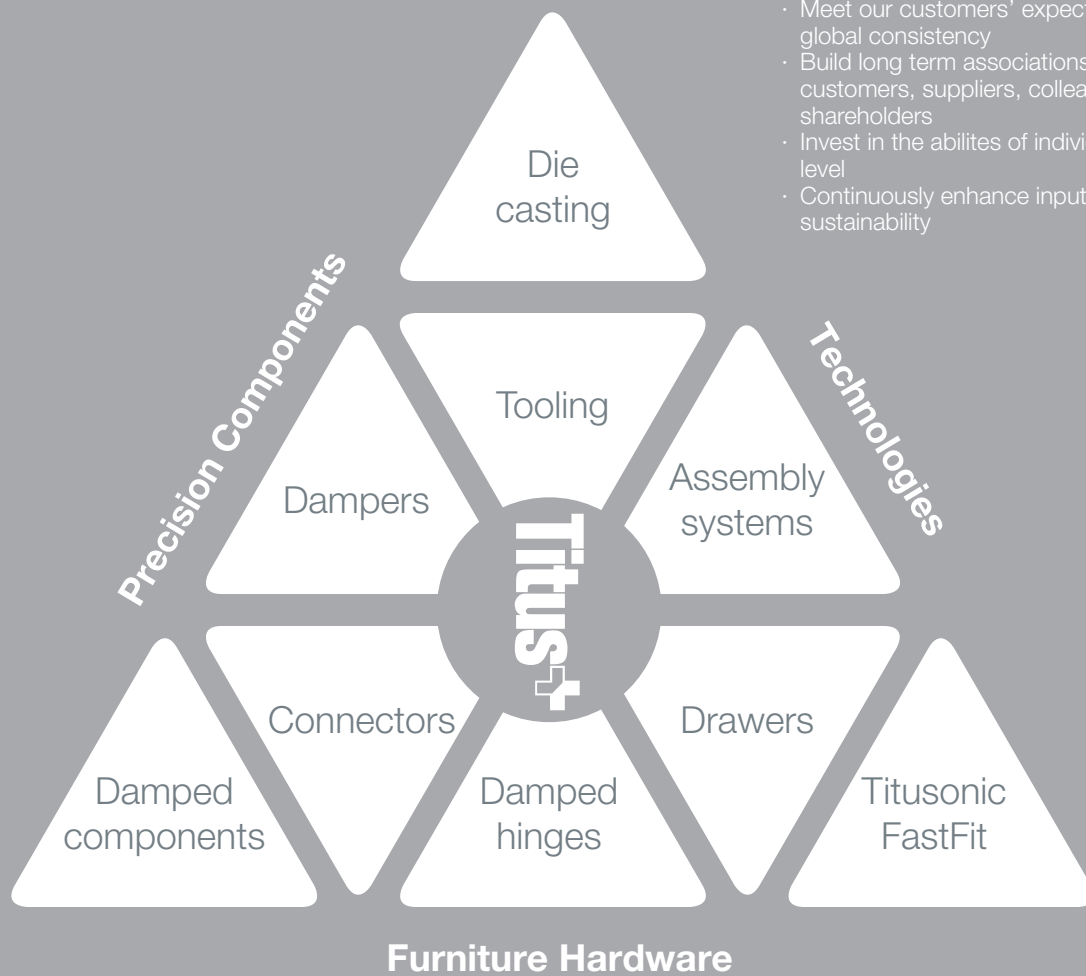
The world's best engineering for precision components

Mission

To provide manufacturers with components' solutions that improve competitiveness

Titus Business Philosophies and Principles

- Gain total knowledge of our customers and their markets
- Focus on identifying and creating high volume component niches
- Meet our customers' expectations with global consistency
- Build long term associations with customers, suppliers, colleagues and shareholders
- Invest in the abilities of individuals at every level
- Continuously enhance input efficiency and sustainability



Furniture Hardware

- Cabinet connectors
- Concealed hinges
- Soft closing systems
- Drawers and drawer systems
- Kitchen accessories
- Furniture locks
- Decorative

Components

- Dampers
- Precision components

Technologies

- Automation systems
- Precision castings
- Die cast technologies
- Tooling
- Ultrasound fastening technology
- FastFit technology

'Totally Integrated Engineering'

Product Design

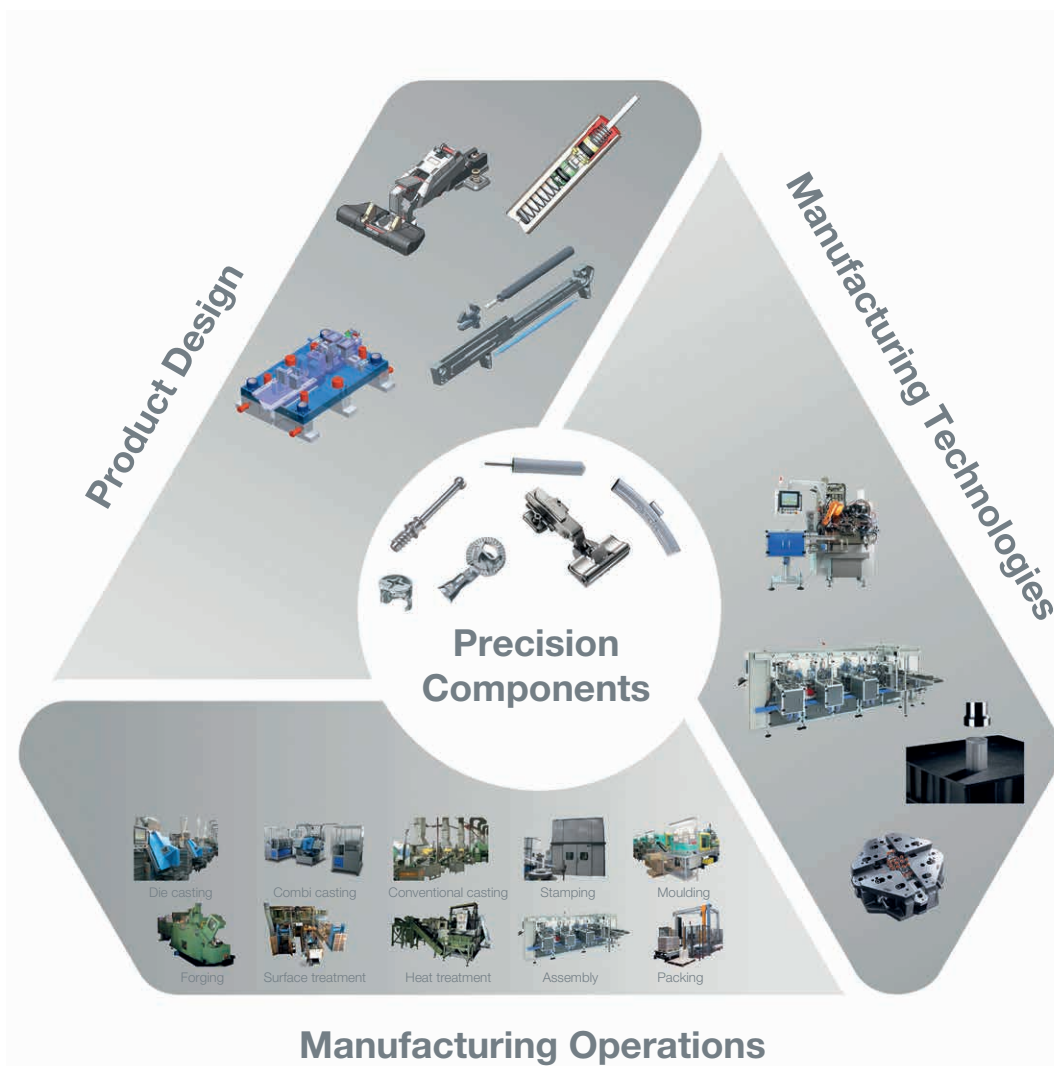
Design and engineering of unique components
Consistent and repeatable product quality

Manufacturing Technologies

to improve productivity and product quality

Manufacturing Operations

A wide array of technologies and services required for high volume production of precision components available in-house



Fittings for purpose

Unique product advantages for better value for money and lower 'total installed cost'

Innovations that improve

with less parts, less different parts, less preparation actions, faster assembly

Fast time-to-market

Quality

Continuous Improvement

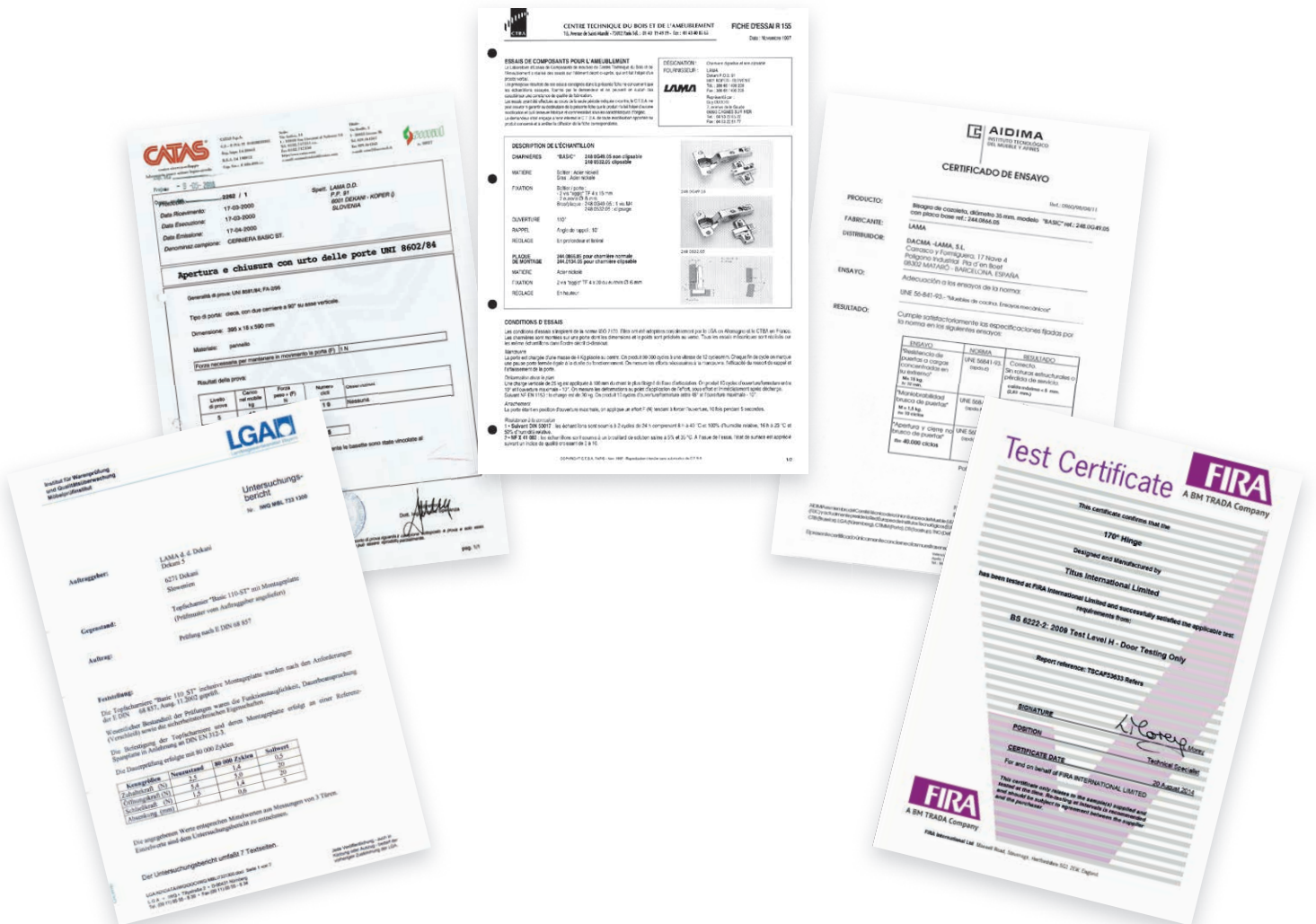
The Titus Group Mission, to improve the competitiveness of our customers, encourages us to continuously improve our products, services, processes and competencies of our employees.

Quality

We believe that the Titus Mission is achieved most effectively through the management of our design, manufacturing and service activities in conformance with the ISO 9001 standard for quality management. Quality has a broad meaning for us: it is our guide to the selection of materials, work, processes, internal relations and cooperation with partners.

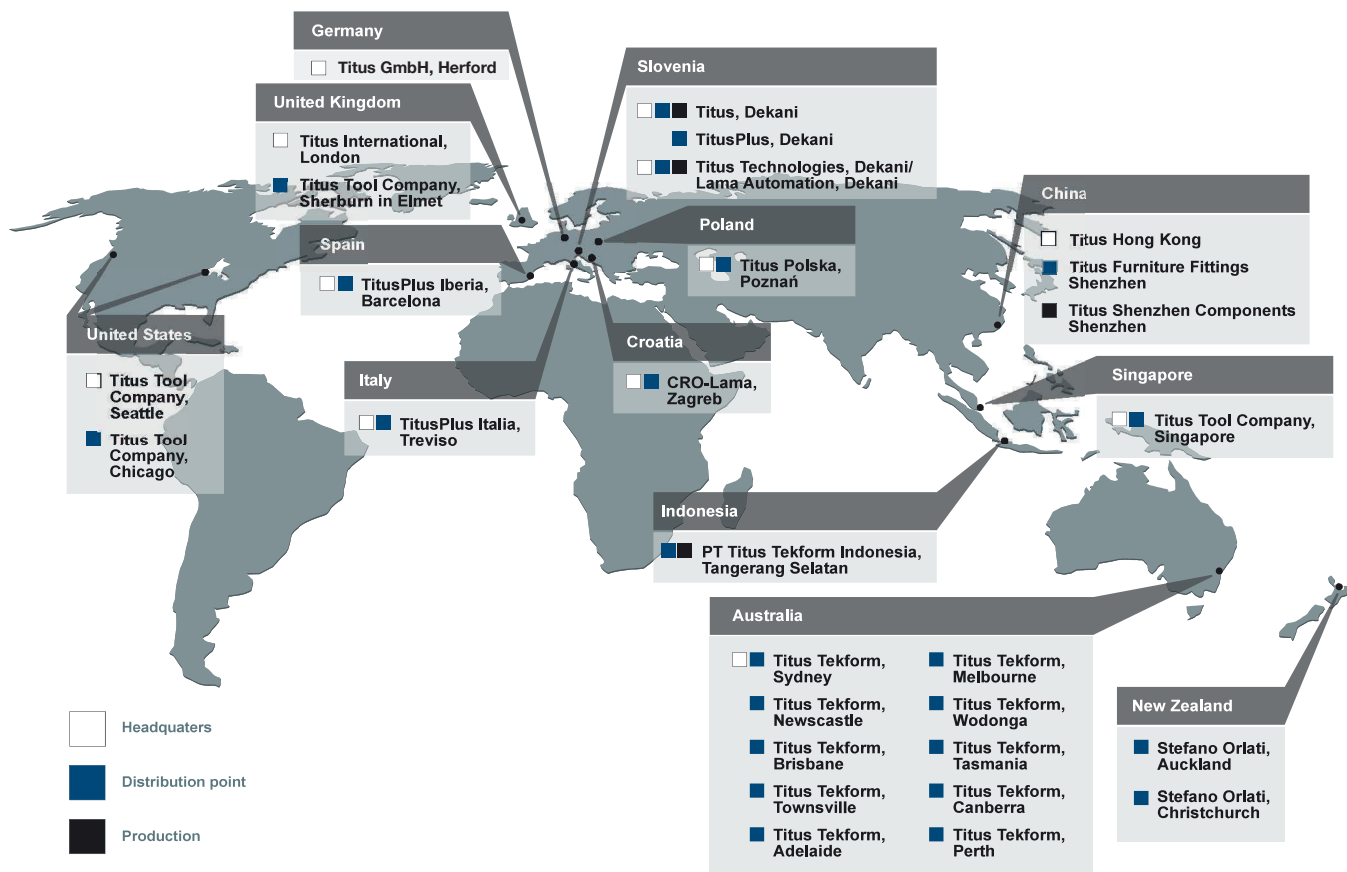
Products

Our integrated quality system produces technically optimized products of high quality. They are assessed regularly in our own test labs as well as by internationally renowned institutions, such as LGA from Germany, CTBA from France, FIRA from United Kingdom, CATAS from Italy, AIDIMA from Spain, and others.



Global player

Worldwide design, manufacturing and distribution capabilities



Europe

TitusPlus d.o.o.
 Dekani 5
 SI-6271 Dekani
 Slovenia
 +386 566 90 213
 +386 566 90 205 Fax
 info@titusplus.com

Titus d.o.o. Dekani
 Dekani 5
 SI-6271 Dekani
 Slovenia
 +386 566 90 213
 +386 566 90 205 Fax
 info@titusplus.com

**Titus Technologies
 Lama Avtomatizacija d.o.o.**
 Dekani 5
 SI-6271 Dekani
 Slovenia
 +386 566 90 146
 technologies@titusplus.com

Titus Tool Company Ltd.
 10 Blackburn Industrial Estate
 Enterprise Way
 Sherburn in Elmet
 LS256NA
 United Kingdom
 +44 1977682 582
 +44 1977680 481 Fax
 uk@titusplus.com

CRO LAMA d.o.o.
 Rakitska 10a
 Rakitje
 HR-10437 Bestovje
 Croatia
 +385 1 3323 033
 +385 1 3323 233 Fax
 croatia@titusplus.com

Titus Polska Sp. z o.o.
 ul. Stefańskiego 17 A
 PL-62-002 Suchy Las/Poznań
 Poland
 +4861 811 5402 Phone/Fax
 +4861 811 5684 Phone/Fax
 +4861 821 9362
 poland@titusplus.com

TitusPlus Italia S.r.l.
 Via Aquileia 9
 Frazione Olmi
 31048 San Biagio di Callalta (TV)
 +39 04 221 650 120
 +39 04 221 650 136 Fax
 italia@titusplus.com

TitusPlus Iberia S.L.U.
 C/ Gran Bretanya 34
 08520 Les Franqueses del Valles
 (Barcelona)
 +34 938 715 404
 +34 938 605 498 Fax
 iberia@titusplus.com

Titus GmbH, Herford
 Lübberlindenweg 12
 D-32049 Herford
 Germany
 + 49 5221 102488-0
 germany@titusplus.com

America

Titus Tool Co. Inc.
 2800 156th Avenue SE
 Suite 135
 Bellevue, WA 98007, USA
 800 762 1616 toll free
 +1 425 746 2080
 +1 425 746 2344 Fax

Titus Tool Co. Inc.
 11056 W. Addison Street
 Franklin Park, IL 60131, USA
 +1 253 872 2829
 +1 253 872 2827 Fax
 usa@titusplus.com

Australia

Titus Tekform Pty Ltd
 Unit 1, 41-43 Whyalla Place
 Prestons NSW 2170
 Australia
 +61 2 9286 0007
 +61 2 9826 0074 Fax
 www.titustekform.com.au
 info@titustekform.com.au

Stefano Orlati Ltd
 34 Waipareira Avenue
 Henderson
 Auckland, New Zealand
 +64 9 837 0886
 +64 9 837 8003Fax
 www.titustekform.com.au
 info@titustekform.com.au

Asia

Titus Tool Co. Pte. Ltd.
 5004 Ang Mo Kio Ave 5
 Techplace II #04-01
 Singapore 569872
 +656383 3922
 +656383 3178 Fax
 singapore@titusplus.com

Titus Shenzhen Components Co. Ltd
 1st Floor, Building No. 2
 Heng Changrong High-tech Industrial
 Park
 Shangnan South Road
 Shangjin Street
 Baoan District Shenzhen Province
 China
 +86 755 8348 0916
 +86 8359 2676 Fax
 china@titusplus.com

Titus Tekform Indonesia, PT
 Taman Tekno Blok L2 / 7
 BSD Sektor XI - Tangerang 15314
 Indonesia
 T. +62 21 75873578
 F. +62 21 75873574
 indonesia@titusplus.com

Headquarters

Titus International Ltd
 325 Euston Road
 London
 NW1 3AD, United Kingdom
 info@titusplus.com
 www.titusplus.com
 info@titusplus.com

Index

Item number	Page
655-8016	38
655-8017	38
655-8018	38
655-8020	22
655-8021	22
655-8022	22
655-8023	22
655-8024	22
655-8025	30
655-8026	30
655-8027	30
655-8028	30
655-8029	30
655-8060	22, 26, 32
655-8061	22, 26, 32
655-8062	22, 26, 32
655-8063	22, 26, 32
655-8064	22, 26, 32
655-8065	22
655-8066	26
655-8067	26
655-8068	26
655-8069	26
655-8070	26
655-8071	28
655-8072	28
655-8073	28
655-8074	28
655-8075	28
655-8076	30
655-8077	30
655-8078	30
655-8079	30
655-8080	30
655-8081	24, 28, 30, 34, 36
655-8082	24, 28, 30, 34, 36
655-8083	24, 28, 30, 34, 36
655-8084	24, 28, 30, 34, 36
655-8085	24, 28, 30, 34, 36
655-8086	26, 30
655-8087	26, 30
655-8088	26, 30
655-8089	26, 30
655-8090	26, 30
655-8091	28
655-8092	28
655-8093	28
655-8094	28
655-8095	28
655-8096	30
655-8097	30
655-8098	30
655-8099	30
655-8100	30
655-8101	26
655-8102	28
655-8103	30
655-8110	32
655-8111	32
655-8112	32
655-8113	32
655-8114	32

Item number	Page
655-8115	34
655-8116	34
655-8117	34
655-8118	34
655-8119	34
655-8120	36
655-8121	36
655-8122	36
655-8123	36
655-8124	36
655-8160	34
655-8161	34
655-8162	34
655-8163	34
655-8164	34
655-8165	36
655-8166	36
655-8167	36
655-8168	36
655-8169	36
655-8170	32
655-8171	34
655-8172	36
655-8177	22
655-8178	22
655-8179	22
655-8180	22
655-8181	22
655-8182	22
655-8183	22
655-8184	22
655-8185	22, 26, 32
655-8186	22, 26, 32
655-8187	22, 26, 32
655-8188	22, 26, 32
655-8189	22, 26, 32
655-8190	26
655-8191	26
655-8192	26
655-8193	26
655-8194	26
655-8195	28
655-8196	28
655-8197	28
655-8198	28
655-8199	28
655-8200	30
655-8201	30
655-8202	30
655-8203	30
655-8204	30
655-8205	24, 28, 30, 34, 36
655-8206	24, 28, 30, 34, 36
655-8207	24, 28, 30, 34, 36
655-8208	24, 28, 30, 34, 36
655-8209	24, 28, 30, 34, 36
655-8210	26, 32
655-8211	26, 32
655-8212	26, 32
655-8213	26, 32
655-8214	26, 32
655-8215	28

Item number	Page
655-8216	28
655-8217	28
655-8218	28
655-8219	28
655-8220	30
655-8221	30
655-8222	30
655-8223	30
655-8224	30
655-8260	32
655-8261	32
655-8262	32
655-8263	32
655-8264	32
655-8265	34
655-8266	34
655-8267	34
655-8268	34
655-8269	34
655-8270	36
655-8271	36
655-8272	36
655-8273	36
655-8274	36
655-8275	34
655-8276	34
655-8277	34
655-8278	34
655-8279	34
655-8280	36
655-8281	36
655-8282	36
655-8283	36
655-8284	36
655-8285	24
655-8286	24
655-8287	24
655-8288	24
655-8289	24
655-8290	24
655-8291	24
655-8292	24
655-8293	24
655-8294	24
655-8295	24
655-8296	24
655-8297	24
655-8298	24
655-8299	24
655-8300	24
655-8301	24
655-8302	24
655-8303	24
655-8304	24
655-8305	24
655-8306	24
655-8307	24
655-8308	24
655-8309	26
655-8310	26
655-8311	26
655-8312	30
655-8313	30
655-8314	30
655-8315	32
655-8316	32
655-8317	32

Item number	Page
655-8318	34
655-8319	34
655-8320	34
655-8321	36
655-8322	36
655-8323	36
655-8E27	14
655-8E30	14
655-8E35	14
655-8E40	14
655-8E45	14
655-8E50	14
655-8E55	14
655-8F27	16
655-8F30	16
655-8F35	16
655-8F40	16
655-8F45	16
655-8F50	16
655-8F55	16
655-8G27	18
655-8G30	18
655-8G35	18
655-8G40	18
655-8G45	18
655-8G50	18
655-8G55	18
655-8H27	20
655-8H30	20
655-8H35	20
655-8H40	20
655-8H45	20
655-8H50	20
655-8H55	20
655-8T27	14
655-8T30	14
655-8T35	14
655-8T40	14
655-8T45	14
655-8T50	14
655-8T55	14
655-8U27	16
655-8U30	16
655-8U35	16
655-8U40	16
655-8U45	16
655-8U50	16
655-8U55	16
655-8V27	18
655-8V30	18
655-8V35	18
655-8V40	18
655-8V45	18
655-8V50	18
655-8V55	18
655-8Z27	20
655-8Z30	20
655-8Z35	20
655-8Z40	20
655-8Z45	20
655-8Z50	20
655-8Z55	20

Your authorized dealer