

Titus



**System 6
Cabinet
Connectors**

2022

System 6 Quickfit-Expando Connectors

System Features

A face boring connector family for 32mm system drilling with full range of panel and application variants for all cabinet manufacturing applications

- Minimum drilling requirements
- Linear cam design for constant tightening loads when driving
- Angledriv feature on cam for maximum driving comfort
- Interchangeable pins for wood, plastic and steel applications
- Pins with twinstart drive for fast insertion
- Interchangeable Quickfit pin fastenings available
- Tool-less fastening capable versions
- Back-to-back fastenings for common vertical panel fixing of shelves

System 6 consists of a range of 20mm diameter housing, Quickfit™ and conventional dowels, end dowels and double ended dowels.

Housings are made from high grade plastic or zinc, with zinc cams.

Wedgefix-6 connector is a special fastener without cam, simply to snap onto a pre-inserted dowel.

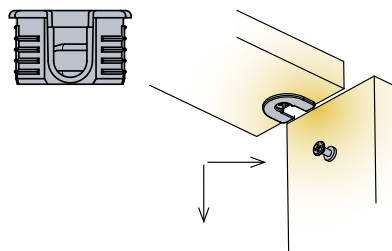
Applications

Titus System 6 is ideal for use in high volume production of case goods, closet and garage storage systems. Because no

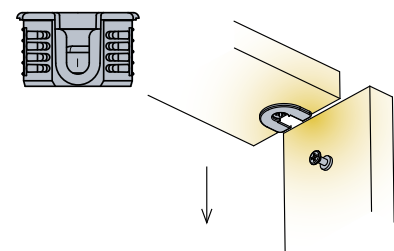
edge boring is required, it is an excellent choice for manufacturing environments with limited drilling capacity.

Side-entry Drop-on

Side-entry insertion of shelf panel: from the side or from the top

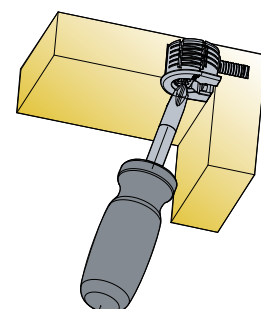


Drop-on insertion of shelf panel: only from the top
Using drop-on connections allows for one-man installation



Angledriv feature

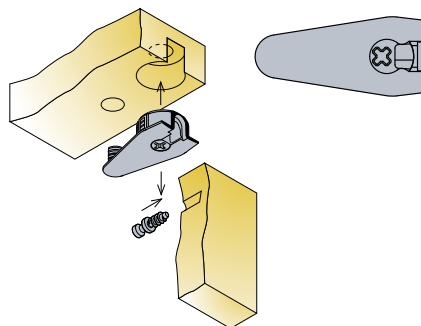
The angledriv feature on the cam allows for the angled position of the screwdriver with the locking action creating a tight and secure joint.



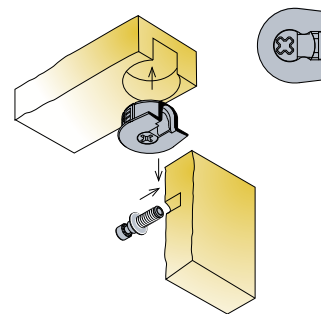
System Features

Outrigger/ Non outrigger

Outrigger

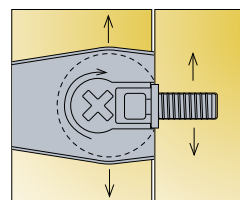
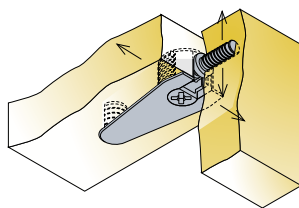


Non outrigger



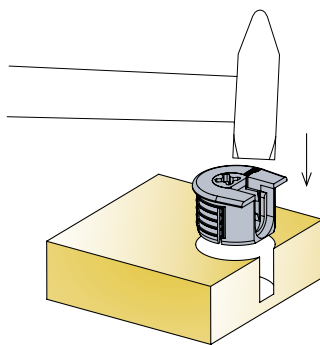
Expando function

Expanding housings and dowels provide a tight joint.

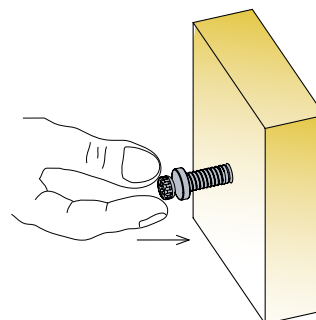


Assembly

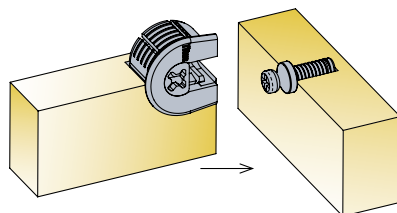
1. Knock the housing into face board




2. Press the dowel into side panel



3. Assemble the panels



4. Tighten the joint

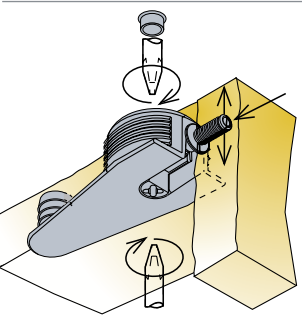

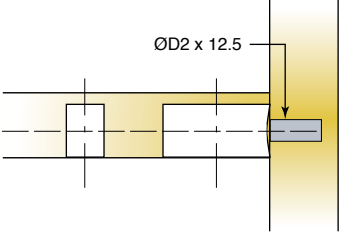

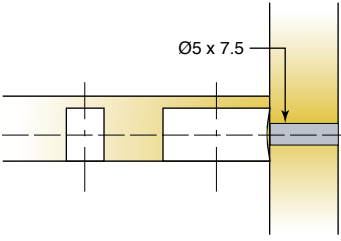


System 6

Quickfit-Expando

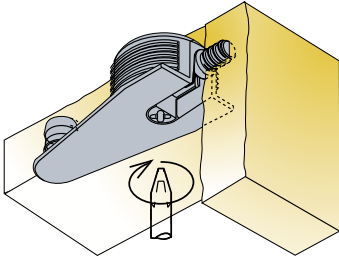
Expanding Dowels

- Available in Ø5mm, Ø8mm and Ø10mm for panel-to-panel, panel-to-hollow profile and back-to-back applications
- Suitable for applications with all Titus Ø20 and Sys 6 housings
- 'Klix' locking feature provides a strong, vibration proof connection
- Depth stop collar for accurate insertion

 <p>Technical and mounting details</p>	D2	Drilling diameter for dowel thread	Item number	Dark grey
<p>Dowel</p>  <p>D2= Ø5mm</p>  <p>Ø2 x 12.5</p> <p>5000 Pcs</p> <p>Made of zinc, plastic</p>	5	06408 →	880	
<p>Dowel Ø5 x 7.5 back-to-back applications</p>   <p>Ø5 x 7.5</p> <p>5000 Pcs</p> <p>Made of zinc, plastic</p>		06479 →	880	

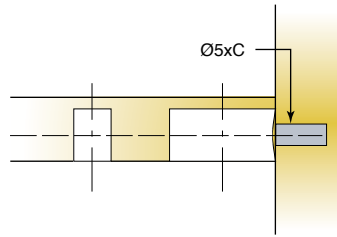
System 6 Quickfit Dowel

- Available in various Ø3mm and/or Ø5mm thread forms for screw-in, knock-in and/or 'spiked' hole applications
- Suitable for applications with all Titus Ø20mm and Sys 6 housings
- 'Klix' locking feature provides a strong, vibration proof connection
- Dowels feature an integral skirt which acts as a positive stop during insertion



Technical and mounting details

Dowel Ø5



C	Drilling depth for dowel thread	Item number	Material	
			Zinc	Steel
	9	06401 →	885	
	8	06402 →	885	883
	11.5	06406 →	885	883

4500 Pcs (steel)
5000 Pcs (zinc)

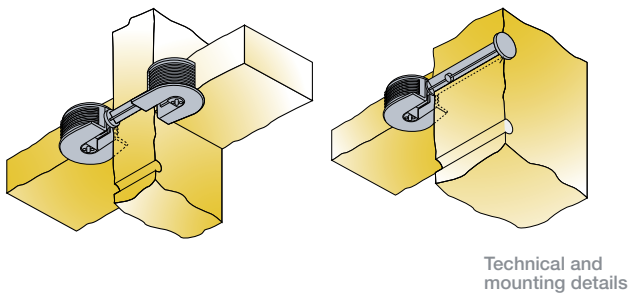
Made of zinc or steel

System 6

Double-ended Dowels

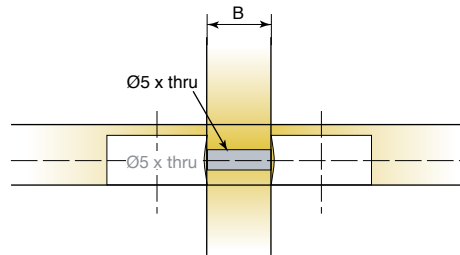
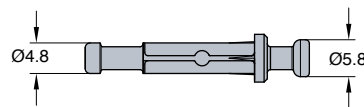
End Dowels

- For 16mm, 18mm and 19mm board
- Suitable for applications with all Titus Ø20mm and Sys 6 housings
- 'Klix' locking feature provides a strong, vibration proof connection



Panel thickness	Item number	Material	
		Steel	Zinc
16	06414 →		885
19	06416 →		885
19	06389 →	883	
16	06412 →		885
19	06415 →		885

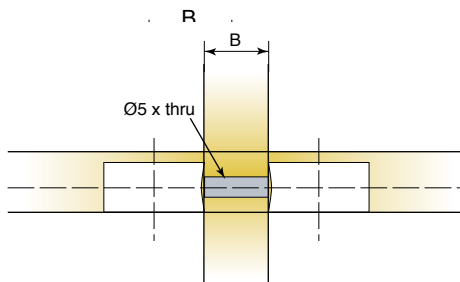
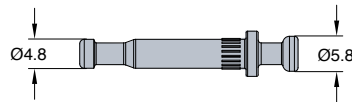
Double-ended dowel



2500 Pcs

Made of zinc

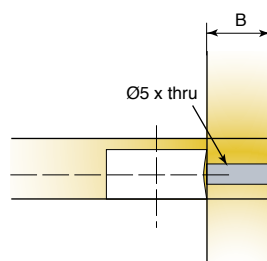
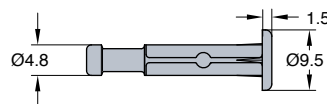
Double-ended dowel



2500 Pcs

Made of steel

End dowel



2500 Pcs

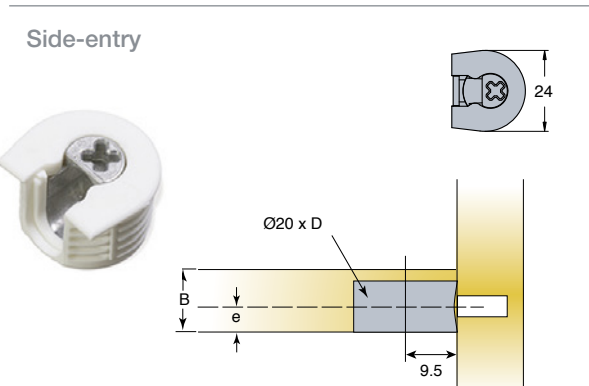
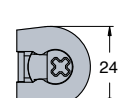
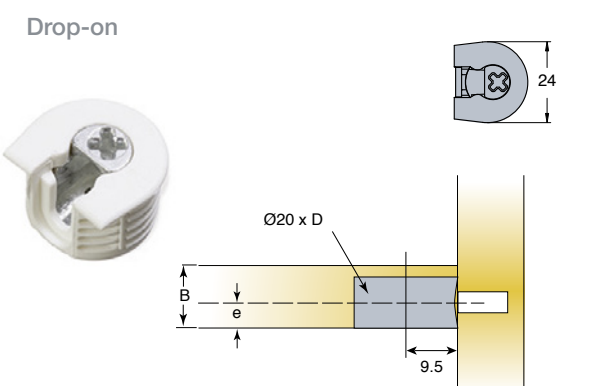
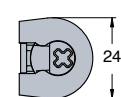
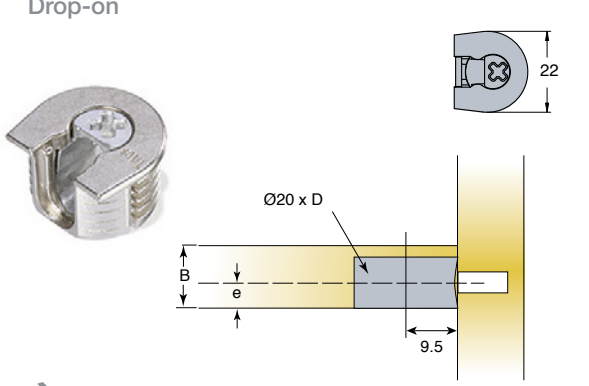
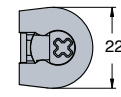
Made of zinc

System 6

20mm Knock-in Housing

Non-outrigger

- Available in 15mm/16mm and 18mm/19mm versions for drop-on and/or side-entry applications
- Available in all-metal or plastic/metal options
- 'Klix' locking feature provides a strong vibration proof connection
- Compatible with all Sys 6 screw-in and Quickfit dowels

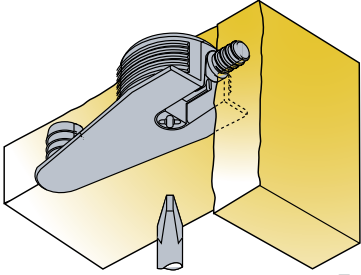








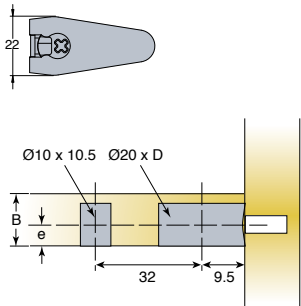


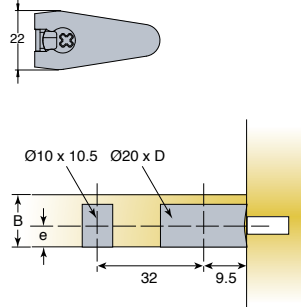


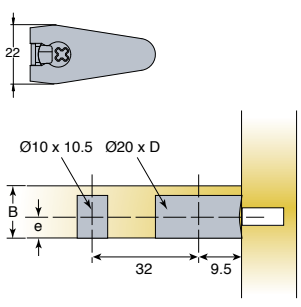

Technical and mounting details		e	B	D	Item number	Maple	Brown	Light grey	Black	White	Silver	Nickel plated
Side-entry  <p>2500 Pcs Made of plastic</p>		7.75	15/16	12.5	06381 →	841	898		835	877	861	861
		9.25	18/19	14	06385 →	841	898		835	877		
<i>Other colours on request</i>												
Drop-on  <p>2500 Pcs Made of plastic</p>		7.75	15/16	12.5	06383 →	841	898	882	835	877		
		9.25	18/19	14	06387 →	841	898	882	835	877	861	
<i>Other colours on request</i>												
Drop-on  <p>500 Pcs Made of zinc</p>		7.75	15/16	12.5	06447 →							847
		9.25	18/19	14	06449 →							
<i>Other colours on request</i>												

System 6

20mm Knock-in Housing

Outrigger

- Available in 15mm/16mm and 18mm/19mm versions for drop-on and/or side-entry applications
- Available in all-metal or plastic/metal options
- 'Klix' locking feature provides a strong vibration proof connection
- Compatible with all Sys 6 screw-in and Quickfit dowels

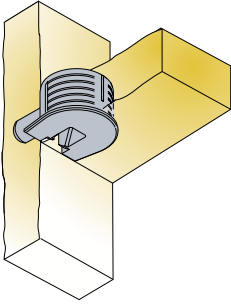

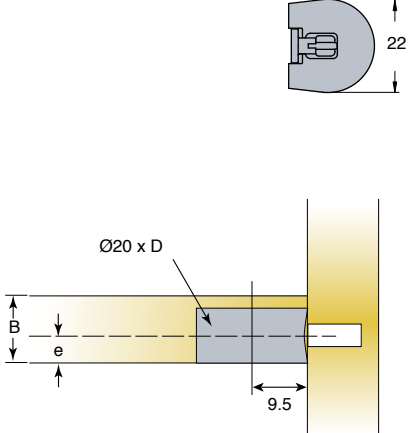

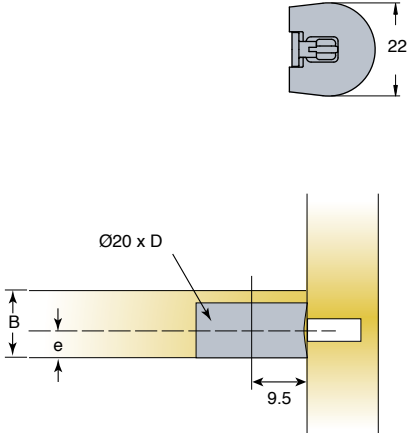
 Technical and mounting details				e	B	D	Item number	 Maple	 Brown	 Light grey	 Black	 White	 Silver	 Nickel plated
				Panel thickness	Drilling depth									
Side-entry  				9.25	18/19	14	06395 →	841	898		835	877	861	
				<i>Other colours on request</i>										
 1250 Pcs Made of plastic														
Drop-on  				7.75	15/16	12.5	06439 →	841	898	882	835	877		
				9.25	18/19	14	06397 →	841	898	882	835	877	861	
				<i>Other colours on request</i>										
 1250 Pcs Made of plastic														
Drop-on  				7.75		12.5	06455 →						847	
				9.25		14	06457 →					847		
				<i>Other colours on request</i>										
 500 Pcs Made of zinc														

System 6

Wedgefix Housing

(no Inner Cam)

- Available in 12mm, 15mm/16mm and/or 18mm/19mm versions for Quickfit-6 and/or Standard Dowel applications
- Available in a variety of plastic colours
- Wedgefix-6 housing allows easy customer hand-assembly or factory automated insertion
- When used with Quickfit-6 dowels this provides a true tool-less fastening system

Technical and mounting details		B	D			
Panel thickness	Drilling depth	Item number	White	Black	Dark brown	
<p>For use with screw-in dowels</p>   	15/16	12.5	06473 →	877	835	898
	18/19	14	06465 →	877	835	898
<i>Other colours on request</i>						
<p>2500 Pcs Made of plastic</p>						
<p>For use with Quickfit dowels</p>  	15/16	12.5	06471 →	877	835	898
	18/19	14	06472 →	877	835	898
<i>Other colours on request</i>						
<p>2500 Pcs Made of plastic</p>						

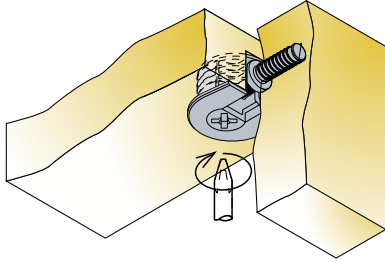
System 6

Flush 20mm Knock-in Housing Non-outrigger


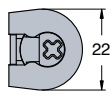
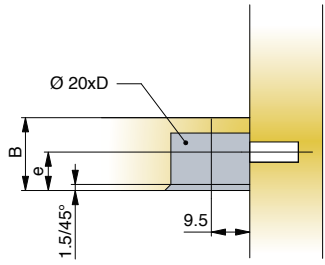

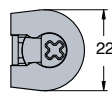
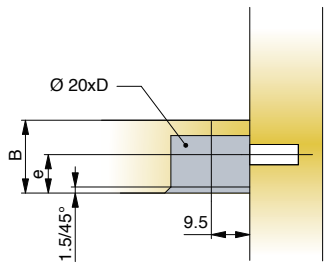

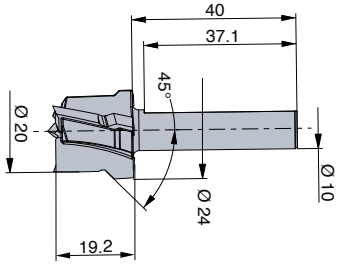


For use with dedicated drill bit only.
See below.

- A face-boring connector with the flush housing permits easy flat-pack transportation without panel damage
- Available for 19mm board thickness for drop-on and/or side-entry applications
- 'Klix' locking feature provides a strong vibration proof connection
- Compatible with all Sys6 screw-in and Quickfit dowels



Technical and mounting details

	e	B	D	Item number	White plastic
<p>Side-entry</p>    <p>1000 Pcs Housing made of plastic, cam made of zinc</p>	9.5	19	14.2	06343 →	877
<p>Drop-on</p>    <p>1000 Pcs Housing made of plastic, cam made of zinc</p>	9.5	19	14.2	06348 →	877
<p>Drill bit for Flush 20mm Knock-in housing</p>   <p>right handed left handed</p> <p>1000 Pcs Housing made of plastic, cam made of zinc</p>				0435 0436	

Your authorized dealer

Titus Group
www.titusplus.com

System 6 Cabinet Connectors 01.1 USA Sep21