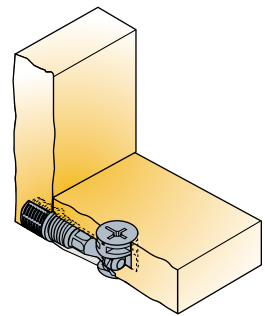


# System 5

## Cams and Dowels

### Quickfit Dowels

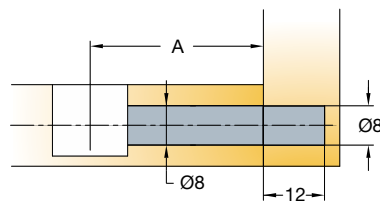
- Available in Ø5mm, Ø8mm and Ø10mm for panel-to-panel applications
- Suitable for use with all Ø15mm Cam3000 S and Cam5000 products
- 'Klix' locking feature provides a strong, vibration proof joint
- Depth stop collar for accurate insertion



Technical and mounting details

A	L	Item number	Dark grey
Drilling distance	Total length		

Quickfit dowel  
Ø8mm

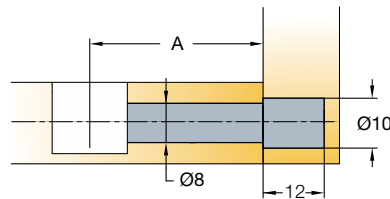


1000 Pcs (05556,05552)  
2000 Pcs (05563, 05554)

Made of zinc, plastic

20		05556 →	880
24		05563 →	880
28		05552 →	880
34		05554 →	880

Quickfit dowel  
Ø10mm

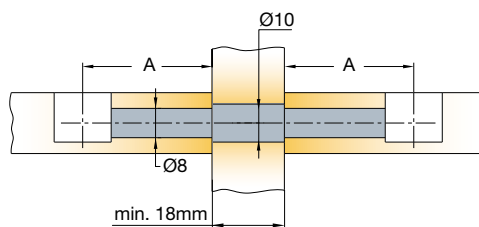
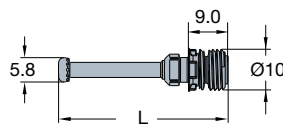


2000 Pcs

Made of zinc, plastic

24		05052 →	880
34		05050 →	880

Quickfit dowel  
For back-to-back application



1000 Pcs

Made of zinc, plastic

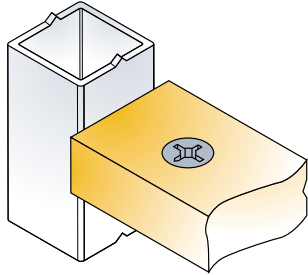
24	30.5	05270 →	880
34	40.5	05147 →	880

# System 5

## Cams and Dowels

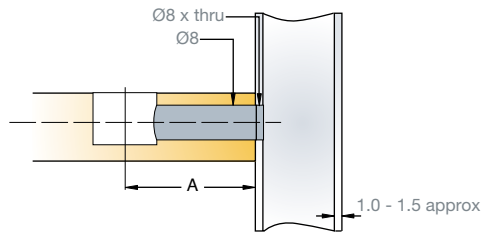
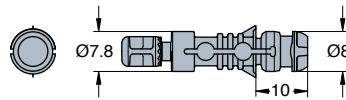
### Quickfit P2F Dowels

- The only product to enable standard panel drilling and connection of panel and hollow profile
- Available in Ø8mm for panel-to-hollow profile applications
- Suitable for use with all Ø15mm Cam3000 S and Cam5000 products
- 'Klix' locking feature provides a strong, vibration proof joint



Technical and mounting details

Quickfit P2F



A

Drilling distance

Item number

Black

24

05414 →

835

2000 Pcs

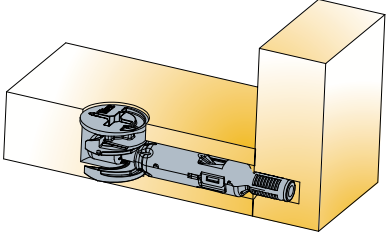


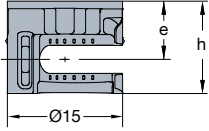
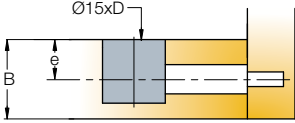




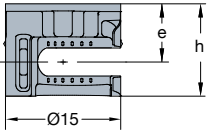
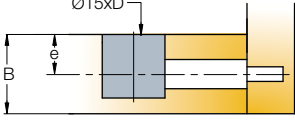

Made of zinc, plastic

# System 5

## Cams and Dowels

### Ø15mm Cam5000

- Improved central shape for highly resistant joint
- Suitable for use with all Titus dowels
- 'Klix' locking feature provides a strong, vibration proof joint
- Cam retaining pips ensure that a cam is held in panel position prior to assembly

		B	D	e	h		
Technical and mounting details		Panel thickness	Drilling depth	Drilling for dowel	Cam height	Item number	Zinc
	<b>Cam5000 cross drive</b> PZ2 drive 	12/13	10.5	6 min	9.9	<b>09695</b> →	885
		15/16	12.5	7.5-8	11.9	<b>09690</b> →	885
  		Use standard cover caps with pin=Ø4mm					
 1000 Pcs	Made of zinc						
	<b>Cam5000 hexagonal drive</b> combined drive with HEX 	15/16	12.5	7.5-8	11.9	<b>09699</b> →	885
		18/19	14	9-9.5	13.2	<b>09692</b> →	885
  		Use standard cover caps with pin=Ø4mm Black available upon request					
 1000 Pcs	Made of zinc						